

STATEMENT OF ALLOTMENTS, OBLIGATIONS AND BALANCE
as of July 31, 2013
(In Pesos)

Department : Department of Labor and Employment
Agency/OU : Regional Office No. 02
Fund : General Fund (101)

BAR # 4

P/P/A	Allotment Class	Allotment Code	Particulars	Allotment Released	Obligations Incurred	Balance	Utilization Rate
SUMMARY							
CURRENT APPROPRIATIONS							
Personal Services (PS)							
100							
			Salaries and Wages	26,352,000.00	15,403,413.77	10,948,586.23	58.45
	701		Salaries and Wages - Regular	26,285,000.00	15,355,396.40	10,929,603.60	58.42
		701.1	Step Increment	67,000.00	48,017.37	18,982.63	71.67
			Other Compensation	5,623,000.00	3,334,317.58	2,288,682.42	59.30
	711		PERA	1,752,000.00	1,010,363.49	741,636.51	57.67
	713		Representation Allowance (RA)	402,000.00	263,500.00	138,500.00	65.55
	714		Transportation Allowance (TA)	402,000.00	263,500.00	138,500.00	65.55
	715		Clothing Allowance	365,000.00	350,000.00	15,000.00	95.89
	716		Subsistence, Laundry & Quarters' Allowance				
	717		Productivity Incentive Bonus	146,000.00	144,000.00	2,000.00	98.63
	724		Cash Gift	365,000.00	182,500.00	182,500.00	50.00
	725		Year-End Bonus	2,191,000.00	1,103,725.00	1,087,275.00	50.38
			Personnel Benefits Contributions	3,571,000.00	2,086,601.95	1,484,398.05	58.43
	731		Retirement and Life Insurance Premiums	3,155,000.00	1,828,276.95	1,326,723.05	57.95
	732		Pag-ibig Premiums	88,000.00	51,200.00	36,800.00	58.18
	733		PhilHealth Contributions	240,000.00	155,925.00	84,075.00	64.97
	734		ECC Contributions	88,000.00	51,200.00	36,800.00	58.18
			Other Personal Benefits		85,291.59	(85,291.59)	#DIV/0!
	740		Retirement Benefits - Civilian	-	-	-	#DIV/0!
	742		Terminal Leave Benefits	-	-	-	#DIV/0!
	749		Other Personal Benefits	-	-	-	#DIV/0!
		749.1	Monetization	-	85,291.59	(60,583.18)	#DIV/0!
		749.2	Loyalty Awards	-	30,291.59	(30,291.59)	#DIV/0!
				-	55,000.00	(55,000.00)	#DIV/0!
			Total Personal Services	35,546,000.00	20,909,624.89	14,636,375.11	58.82
Maintenance and Other Operating Expenses (MOOE)							
200							
			Traveling Expenses	2,031,000.00	1,213,130.25	497,869.75	59.73
	751		Local Travel	2,031,000.00	1,213,130.25	497,869.75	59.73
	752		Foreign Travel	-	-	-	#DIV/0!
			Training & Scholarship Expenses	1,998,000.00	743,508.26	894,491.74	37.21
	753		Training Expense	1,998,000.00	735,508.26	902,491.74	36.81
	754		Scholarship Expense	-	8,000.00	(8,000.00)	#DIV/0!
			Supplies and Materials	1,368,000.00	933,814.89	344,185.11	68.26
	755		Office Supplies	527,000.00	447,242.76	34,757.24	84.87
	756		Accountable Forms Expense	158,000.00	12,000.00	146,000.00	7.59
	758		Food Supplies	-	-	-	#DIV/0!
	759		Drugs and Medicines	-	-	-	#DIV/0!
	760		Medical, Dental and Laboratory Supplies	-	-	-	#DIV/0!
	761		Gasoline, Oil & Lubricants	495,000.00	364,935.33	85,064.67	73.72
	763		Textbooks and Instructional Materials	-	-	-	#DIV/0!
	765		Other Supplies	188,000.00	109,636.80	78,363.20	58.32
			Utility Expenses	556,000.00	492,880.01	63,119.99	88.65
	766		Water	86,000.00	23,264.87	62,735.13	27.05
	767		Electricity	470,000.00	469,615.14	384.86	99.92
	768		Cooking Gas	-	-	-	#DIV/0!
			Communication Services	663,000.00	364,796.15	289,203.85	55.02
	771		Postage/Deliveries	59,000.00	32,776.90	26,223.10	55.55
	772		Telephone - Landline	233,000.00	138,053.27	94,946.73	59.25
	773		Telephone - Mobile	119,000.00	97,200.00	21,800.00	81.68
	774		Internet	187,000.00	69,981.56	108,018.44	37.42
	775		Cable/Satellite	65,000.00	26,784.42	38,215.58	41.21
	778		Membership Dues & Contributions to Organi	-	14,150.00	(14,150.00)	#DIV/0!
	780		Advertising Expenses	2,000.00	-	2,000.00	0.00
	781		Printing and Binding Expenses	640,000.00	56,037.00	(46,037.00)	8.76
	782		Rents	1,535,000.00	487,900.00	1,047,100.00	31.79
		782.1	Office Space	1,315,000.00	470,400.00	844,600.00	35.77
		782.2	Motor Vehicles	50,000.00	-	50,000.00	0.00
		782.3	Equipment (xerox etc.)	50,000.00	-	50,000.00	0.00
		782.4	Living Quarters	120,000.00	17,500.00	102,500.00	14.58
	783		Representation Expenses	1,282,000.00	422,634.50	859,365.50	32.97
	784		Transportation and Delivery Expenses	-	-	-	#DIV/0!
	786		Subscription Expenses	17,000.00	21,425.00	(4,425.00)	126.03
			Professional Services	1,732,000.00	1,064,677.63	411,322.37	61.47
	791		Legal Service	-	-	-	#DIV/0!
	792		Auditing Services	-	11,892.00	(11,892.00)	#DIV/0!
	793		Consultancy Services	-	50,000.00	(50,000.00)	#DIV/0!
	794		Environment and Sanitary Services	-	-	-	#DIV/0!
	795		General Services	328,000.00	75,926.49	252,073.51	23.15
	796		Janitorial Services	260,000.00	90,152.56	169,847.44	34.67
	797		Security Services	499,000.00	229,018.74	269,981.26	45.90
	799		Other Professional Services	645,000.00	607,687.84	(218,687.84)	94.22
			Repair and Maintenance	303,000.00	138,750.00	164,250.00	45.79
	802		Land Improvements	-	-	-	#DIV/0!

STATEMENT OF ALLOTMENTS, OBLIGATIONS AND BALANCE
as of July 31, 2013
(In Pesos)

BAR # 4


Department : Department of Labor and Employment
Agency/OU : Regional Office No. 02
Fund : General Fund (101)


P/P/A	Allotment Class	Allotment Code	Particulars	Allotment Released	Obligations Incurred	Balance	Utilization Rate
SUMMARY							
		811	Office Building	-	-	-	#DIV/0!
		818	Leasehold Improvement, Land	-	-	-	#DIV/0!
		819	Leasehold Improvement, Building	-	-	-	#DIV/0!
		820	Leasehold Improvement, Others	-	-	-	#DIV/0!
		821	Office Equipment	68,000.00	10,140.00	57,860.00	14.91
		822	Furniture & Fixtures	-	-	-	#DIV/0!
		823	IT Equipment & Software	55,000.00	36,461.00	18,539.00	66.29
		826	Machineries	-	-	-	#DIV/0!
		829	Communication Equipment	-	-	-	#DIV/0!
		831	Firefighting Equipment and Accessories	-	-	-	#DIV/0!
		833	Medical, Dental and Laboratory Supplies	-	-	-	#DIV/0!
		835	Sports Equipment	-	-	-	#DIV/0!
		836	Technical and Scientific Equipment	-	-	-	#DIV/0!
		840	Other Machineries and Equipment	-	-	-	#DIV/0!
		841	Motor Vehicles	180,000.00	92,149.00	87,851.00	51.19
			Subsidies and Donations	37,457,000.00	23,902,915.27	13,554,084.73	63.81
		871	Subsidy to National Government Agencies	866,000.00	967,500.00	(101,500.00)	111.72
		872	Subsidy to Regional Offices/Staff Bureaus/Branch (-	-	-	#DIV/0!
		874	Subsidy to Local Government Units	7,400,000.00	5,070,427.80	2,329,572.20	68.52
		875	Subsidy to GOCCs	-	-	-	#DIV/0!
		876	Subsidy to NGOs/POs	6,017,000.00	608,000.00	5,409,000.00	10.10
		878	Donations	23,174,000.00	17,256,987.47	5,917,012.53	74.47
			Extraordinary & Miscellaneous Expense	110,000.00	68,939.40	41,060.60	62.67
		883	Extraordinary Expense	74,000.00	44,997.70	29,002.30	60.81
		884	Miscellaneous Expense	36,000.00	23,941.70	12,058.30	66.50
			Taxes, Insurance Premiums & Other Fees	98,000.00	93,655.96	4,344.04	95.57
		891	Taxes, Duties & Licenses	30,000.00	14,992.57	15,007.43	49.98
		892	Fidelity Bond Premium	38,000.00	36,664.50	1,335.50	96.49
		893	Insurance - Motor Vehicles/Buildingd/Furnitures	30,000.00	41,998.89	(11,998.89)	140.00
		969	Other Maintenance & Operating Expenses	-	-	-	#DIV/0!
			Financial Expenses	-	-	-	#DIV/0!
			Total Maintenance and Other Operating Expenses	49,792,000.00	30,019,214.32	19,772,785.68	60.29
			Capital Outlays (CO)				
		300	Land and Land Improvement Outlays				
		201	Land	-	-	-	#DIV/0!
		202	Land Improvements	-	-	-	#DIV/0!
			Building and Structures Outlays				
		211	Other Building	-	-	-	#DIV/0!
		215	Other Structures	-	-	-	#DIV/0!
			Leasehold Improvements				
		218	Leasehold Improvements, Land	-	-	-	#DIV/0!
		219	Leasehold Improvements, Building	-	-	-	#DIV/0!
		220	Other Leasehold Improvements	-	-	-	#DIV/0!
			Office Equipment, Furniture and Fixtures	705,000.00	548,185.00	156,815.00	77.76
		221	Office Equipment	165,000.00	26,787.00	138,213.00	16.23
		222	Furnitures and Fixtures	-	-	-	#DIV/0!
		223	IT Equipment and Software	540,000.00	521,398.00	18,602.00	96.56
		224	Library Books	-	-	-	#DIV/0!
			Machineries and Equipments				
		226	Machineries	-	-	-	#DIV/0!
		229	Communication Equipment	-	-	-	#DIV/0!
		231	Firefighting Equipment and Accessories	-	-	-	#DIV/0!
		233	Medical, Dental and Laboratory Equipment	-	-	-	#DIV/0!
		235	Sports Equipment	-	-	-	#DIV/0!
		236	Technical and Scientific Equipment	-	-	-	#DIV/0!
		240	Other Machineries and Equipment	-	-	-	#DIV/0!
			Transportation Equipment				
		241	Motor Vehicles	-	-	-	#DIV/0!
		248	Other Transportation Equipment	-	-	-	#DIV/0!
			Total Capital Outlay	705,000.00	548,185.00	156,815.00	77.76
			Total Current PS, MOOE and CO - Regular	86,043,000.00	51,477,024.21	34,565,975.79	59.83
			Other Releases				
		BMB-	Salary Adjustments	-	-	-	#DIV/0!
			Productivity Enhancement Incentive	-	-	-	#DIV/0!
			SPES for Batanes	2,000,000.00	-	2,000,000.00	0.00
			Terminal Leave Benefits	806,718.00	806,718.00	-	100.00
			Sub-total - Other Release	2,806,718.00	806,718.00	2,000,000.00	28.74
			Grand Total Current PS and MOOE and CO	88,849,718.00	52,283,742.21	36,565,975.79	58.85


STATEMENT OF ALLOTMENTS, OBLIGATIONS AND BALANCES
as of July 31, 2013
(In Pesos)

Department : Department of Labor and Employment BAR # 4
Agency/OU : Regional Office No. 02
Fund : General Fund (101)

P/P/A	Allotment Class	Allotment Code	Particulars	Allotment Released	Obligations Incurred	Balance	Utilization Rate
SUMMARY							
CONTINUING APPROPRIATIONS							
Maintenance and Other Operating Expenses (MOOE)							
	200		Traveling Expenses	-	-	-	#DIV/0!
			Training & Scholarship Expenses	-	-	-	#DIV/0!
			Supplies and Materials	-	-	-	#DIV/0!
			Utility Expenses	17,315.12	2,896.82	14,418.30	16.73
	766		Water	-	-	-	#DIV/0!
	767		Electricity	17,315.12	2,896.82	14,418.30	16.73
	768		Cooking Gas	-	-	-	#DIV/0!
	784		Communication Services	-	-	-	#DIV/0!
	786		Transportation and Delivery Expenses	-	-	-	#DIV/0!
			Subscription Expenses	-	-	-	#DIV/0!
			Professional Services	-	-	-	#DIV/0!
			Repair and Maintenance	-	-	-	#DIV/0!
			Subsidies and Donations	4,298,508.14	4,196,798.00	101,710.14	97.63
	878		Donations	-	-	-	#DIV/0!
			Extraordinary & Miscellaneous Expense	-	-	-	#DIV/0!
	969		Taxes, Insurance Premiums & Other Fees	-	-	-	#DIV/0!
			Other Maintenance & Operating Expenses	-	-	-	#DIV/0!
			Financial Expenses	-	-	-	#DIV/0!
			Total Maintenance and Other Operating Expenses	4,315,823.26	4,199,694.82	116,128.44	97.31
Capital Outlays (CO)							
	300		Land and Land Improvement Outlays	-	-	-	#DIV/0!
	201		Land	-	-	-	#DIV/0!
	202		Land Improvements	-	-	-	#DIV/0!
			Building and Structures Outlays	-	-	-	#DIV/0!
	211		Other Building	-	-	-	#DIV/0!
	215		Other Structures	-	-	-	#DIV/0!
			Leasehold Improvements	-	-	-	#DIV/0!
	218		Leasehold Improvements, Land	-	-	-	#DIV/0!
	219		Leasehold Improvements, Building	-	-	-	#DIV/0!
	220		Other Leasehold Improvements	-	-	-	#DIV/0!
			Office Equipment, Furniture and Fixtures	6,179.03	-	6,179.03	0.00
	221		Office Equipment	6,179.03	-	6,179.03	0.00
	222		Furnitures and Fixtures	-	-	-	#DIV/0!
	223		IT Equipment and Software	-	-	-	#DIV/0!
	224		Library Books	-	-	-	#DIV/0!
			Machineries and Equipments	-	-	-	#DIV/0!
	226		Machineries	-	-	-	#DIV/0!
	229		Communication Equipment	-	-	-	#DIV/0!
	231		Firefighting Equipment and Accessories	-	-	-	#DIV/0!
	233		Medical, Dental and Laboratory Equipment	-	-	-	#DIV/0!
	235		Sports Equipment	-	-	-	#DIV/0!
	236		Technical and Scientific Equipment	-	-	-	#DIV/0!
	240		Other Machineries and Equipment	-	-	-	#DIV/0!
			Transportation Equipment	-	-	-	#DIV/0!
	241		Motor Vehicles	-	-	-	#DIV/0!
	248		Other Transportation Equipment	-	-	-	#DIV/0!
			Total Capital Outlay	6,179.03	-	6,179.03	0.00
			Total Continuing MOOE and CO - Regular	4,322,002.29	4,199,694.82	122,307.47	97.17
			Total Current and Continuing	93,171,720.29	56,483,437.03	36,688,283.26	60.62

Certified Correct: 
GRACE O. PODUZ
Admin Officer V

Noted by: 
REXIE A. CARONAN
Chief IMSD

Approved: 
ATTY. SIXTO T. RODRIGUEZ, JR.
Regional Director

STATEMENT OF ALLOTMENTS, OBLIGATIONS AND BALANCES
As of JULY 31, 2013

Department : Department of Labor and Employment
Agency/OU : Regional Office No. 02
Fund : General Fund (101)

P/P/A	Allotment Class	Allotment Code	Particulars	Allotment Released	Obligations Incurred		Balance	Utilization Rate
					July	Total to Date		
CURRENT APPROPRIATIONS								
A.01.a.02.a General Administration (GENAD)								
Personal Services (PS)								
	100		Salaries and Wages	19,513,000.00	1,656,247.91	11,466,928.19	8,046,071.81	58.77
	701		Salaries and Wages - Regular	19,464,000.00	1,636,464.00	11,421,681.00	8,042,319.00	58.68
		701.1	Step Increment	49,000.00	19,783.91	45,247.19	3,752.81	92.34
			OTHER Compensation	4,310,000.00	166,000.00	2,565,253.78	1,744,746.22	59.52
	711		PERA	1,320,000.00	108,000.00	758,818.19	561,181.81	57.49
	713		Representation Allowance (RA)	354,000.00	29,000.00	228,500.00	125,500.00	64.55
	714		Transportation Allowance (TA)	354,000.00	29,000.00	228,500.00	125,500.00	64.55
	715		Clothing Allowance	275,000.00		265,000.00	10,000.00	96.36
	716		Subsistence, Laundry & Quarters' Allowance					#DIV/0!
	717		Productivity Incentive Bonus	110,000.00		110,000.00		100.00
	722		Longevity Pay					#DIV/0!
	723		Overtime and Night Pay			16,729.09	(16,729.09)	#DIV/0!
	724		Cash Gift	275,000.00		137,500.00	137,500.00	50.00
	725		Year-End Bonus	1,622,000.00		820,206.50	801,793.50	50.57
			Personnel Benefits Contributions	2,645,000.00	221,713.58	1,551,788.47	1,093,211.53	58.67
	731		Retirement and Life Insurance Premiums	2,336,000.00	194,326.08	1,359,763.47	976,236.53	58.21
	732		Pag-ibig Premiums	66,000.00	5,500.00	38,700.00	27,300.00	58.64
	733		PhilHealth Contributions	177,000.00	16,387.50	114,625.00	62,375.00	64.76
	734		ECC Contributions	66,000.00	5,500.00	38,700.00	27,300.00	58.64
			Other Personal Benefits			35,000.00	(35,000.00)	#DIV/0!
	740		Retirement Benefits - Civilian					#DIV/0!
	742		Terminal Leave Benefits					#DIV/0!
	749		Other Personal Benefits			35,000.00	(35,000.00)	#DIV/0!
		749.1	Monetization					#DIV/0!
		749.2	Loyalty Awards			35,000.00	(35,000.00)	#DIV/0!
			Total Personal Services	26,468,000.00	2,043,961.49	15,618,970.44	10,849,029.56	59.01
Maintenance and Other Operating Expenses (MOOE)								
	200		Traveling Expenses	231,000.00	24,390.00	221,615.75	9,384.25	95.94
	751		Local Travel	231,000.00	24,390.00	221,615.75	9,384.25	95.94
			Training & Scholarship Expenses	75,000.00	5,000.00	57,755.00	17,245.00	77.01
	753		Training Expense	75,000.00	5,000.00	57,755.00	17,245.00	77.01
	754		Scholarship Expense					#DIV/0!
			Supplies and Materials	211,000.00	22,194.08	145,882.43	65,117.57	69.14
	755		Office Supplies	50,000.00	9,515.40	54,639.77	(4,639.77)	109.28
	756		Accountable Forms Expense	50,000.00	5,500.00	12,000.00	38,000.00	24.00
	761		Gasoline, Oil & Lubricants	100,000.00	6,553.68	66,545.36	33,454.64	66.55
	765		Other Supplies	11,000.00	625.00	12,697.30	(1,697.30)	115.43
			Utility Expenses	430,000.00	80,222.66	419,197.62	10,802.38	97.49
	766		Water	60,000.00	1,195.00	15,346.05	44,653.95	25.58
	767		Electricity	370,000.00	79,027.66	403,851.57	(33,851.57)	109.15
	768		Cooking Gas					#DIV/0!
			Communication Services	113,000.00	12,643.76	85,758.95	27,241.05	75.89
	771		Postage/Deliveries	20,000.00		6,666.90	13,333.10	33.33
	772		Telephone - Landline	30,000.00	9,576.50	56,407.63	(26,407.63)	188.03
	773		Telephone - Mobile	23,000.00		900.00	22,100.00	3.91
	774		Internet	30,000.00			30,000.00	
	775		Cable/Satellite	10,000.00	2,807.26	21,784.42	(11,784.42)	217.84
	778		Membership Dues & Contributions to Organization			14,150.00	(14,150.00)	#DIV/0!
	780		Advertising Expenses					#DIV/0!
	781		Printing and Binding Expenses		117.00	437.00	(437.00)	#DIV/0!
	782		Rents	1,272,000.00	67,200.00	470,400.00	801,600.00	36.98
		782.1	Office Space	1,112,000.00	67,200.00	470,400.00	641,600.00	42.30
		782.2	Motor Vehicles	50,000.00			50,000.00	
		782.3	Equipment (xerox etc.)	50,000.00			50,000.00	
		782.4	Living Quarters	60,000.00			60,000.00	
	783		Representation Expenses	165,000.00	7,981.60	36,139.20	128,860.80	21.90
	784		Transportation and Delivery Expenses					#DIV/0!
	786		Subscription Expenses	6,000.00	4,700.00	16,925.00	(10,925.00)	282.08
			Professional Services	332,000.00	63,818.80	327,747.43	4,252.57	98.72
	792		Auditing Services			11,892.00	(11,892.00)	#DIV/0!
	793		Consultancy Services			50,000.00	(50,000.00)	#DIV/0!
	794		Environment and Sanitary Services					#DIV/0!
	795		General Services		200.00			#DIV/0!
	796		Janitorial Services	90,000.00		22,591.00	(22,591.00)	#DIV/0!
	797		Security Services			27,971.45	62,028.55	31.08
	799		Other Professional Services	242,000.00	63,618.80	215,292.98	26,707.02	88.96
			Repair and Maintenance	193,000.00	14,350.00	76,483.36	116,516.64	39.63
	802		Land Improvements					#DIV/0!
	811		Office Building					#DIV/0!
	818		Leasehold Improvement, Land					#DIV/0!
	819		Leasehold Improvement, Building					#DIV/0!
	820		Leasehold Improvement, Others					#DIV/0!
	821		Office Equipment	50,000.00			50,000.00	
	823		IT Equipment & Software	50,000.00	14,000.00	31,939.00	18,061.00	63.88
	841		Motor Vehicles	93,000.00	350.00	44,544.36	48,455.64	47.90
			Subsidies and Donations					#DIV/0!
			Extraordinary & Miscellaneous Expense	110,000.00	9,000.00	68,939.40	41,060.60	62.67
	883		Extraordinary Expense	74,000.00	6,000.00	44,997.70	29,002.30	60.81
	884		Miscellaneous Expense	36,000.00	3,000.00	23,941.70	12,058.30	66.50
			Taxes, Insurance Premiums & Other Fees	98,000.00		93,655.96	4,344.04	95.57
	891		Taxes, Duties & Licenses	30,000.00		14,992.57	15,007.43	49.98
	892		Fidelity Bond Premium	38,000.00		36,664.50	1,335.50	96.49
	893		Insurance - Motor Vehicles/Building/Furnitures	30,000.00		41,998.89	(11,998.89)	140.00
	969		Other Maintenance & Operating Expenses					#DIV/0!
			Financial Expenses					#DIV/0!

STATEMENT OF ALLOTMENTS, OBLIGATIONS AND BALANCES
As of JULY 31, 2013

Department : Department of Labor and Employment
 Agency/OU : Regional Office No. 02
 Fund : General Fund (101)

P/P/A	Allotment Class	Allotment Code	Particluars	Allotment Released	Obligations Incurred		Balance	Utilization Rate
					July	Total to Date		
CURRENT APPROPRIATIONS								
A.01.a.02.a General Administration (GENAD)								
			Total Maintenance and Other Operating Expenses	3,236,000.00	311,617.90	2,035,087.10	1,200,912.90	62.89
			Capital Outlays (CO)					
	300		Land and Land Improvement Outlays	-	-	-	-	#DIV/0!
			Office Equipment, Furniture and Fixtures	165,000.00	26,787.00	26,787.00	138,213.00	16.23
		221	Office Equipment	165,000.00	26,787.00	26,787.00	138,213.00	16.23
		222	Furnitures and Fixtures					#DIV/0!
		223	IT Equipment and Software					#DIV/0!
			Total Capital Outlay	165,000.00	26,787.00	26,787.00	138,213.00	16.23
			Total General Administration Service	29,869,000.00	2,382,366.39	17,680,844.54	12,188,155.46	59.19

3

STATEMENT OF ALLOTMENTS, OBLIGATIONS AND BALANCES
as of JULY 31, 2013
(In Pesos)

Department : Department of Labor and Employment
Agency/OU : Regional Office No. 02
Fund : General Fund (101)

P/P/A	Allotment Class	Allotment Code	Particulars	Allotment Released	Obligations Incurred		Balance	Utilization Rate
					July	Total to Date		
CURRENT APPROPRIATIONS								
A.03.b.01.a.02 Employment Facilitation Services (EPD)								
			Total Personal Services	-	-	-	-	#DIV/0!
			Maintenance and Other Operating Expenses (MOOE)					
	200		Traveling Expenses	151,000.00	3,034.00	153,450.00	(2,450.00)	101.62
		751	Local Travel	151,000.00	3,034.00	153,450.00	(2,450.00)	101.62
			Training & Scholarship Expenses	6,000.00	-	34,695.79	(28,695.79)	578.26
		753	Training Expense	6,000.00	-	34,695.79	(28,695.79)	578.26
		754	Scholarship Expense	-	-	-	-	#DIV/0!
			Supplies and Materials	130,000.00	18,990.74	77,407.43	52,592.57	59.54
		755	Office Supplies	55,000.00	1,848.40	16,565.84	38,434.16	30.12
		756	Accountable Forms Expense	-	-	-	-	#DIV/0!
		761	Gasoline, Oil & Lubricants	55,000.00	17,142.34	52,886.59	2,113.41	96.16
		765	Other Supplies	20,000.00	-	7,955.00	12,045.00	39.78
			Utility Expenses	-	-	-	-	#DIV/0!
		766	Water	-	-	-	-	#DIV/0!
		767	Electricity	-	-	-	-	#DIV/0!
		768	Cooking Gas	-	-	-	-	#DIV/0!
			Communication Services	51,000.00	-	18,919.13	32,080.87	37.10
		771	Postage/Deliveries	10,000.00	-	5,000.00	5,000.00	50.00
		772	Telephone - Landline	11,000.00	-	13,919.13	(2,919.13)	126.54
		773	Telephone - Mobile	10,000.00	-	-	10,000.00	-
		774	Internet	10,000.00	-	-	10,000.00	-
		775	Cable/Satellite	10,000.00	-	-	10,000.00	-
		778	Membership Dues & Contributions to Organization	-	-	-	-	#DIV/0!
		780	Advertising Expenses	-	-	-	-	#DIV/0!
		781	Printing and Binding Expenses	1,000.00	-	-	1,000.00	-
		782	Rents	-	-	-	-	#DIV/0!
		782.1	Office Space	-	-	-	-	#DIV/0!
		782.2	Motor Vehicles	-	-	-	-	#DIV/0!
		782.3	Equipment (xerox etc.)	-	-	-	-	#DIV/0!
		782.4	Living Quarters	-	-	-	-	#DIV/0!
		783	Representation Expenses	37,000.00	-	57,500.00	(20,500.00)	155.41
		784	Transportation and Delivery Expenses	-	-	-	-	#DIV/0!
		786	Subscription Expenses	1,000.00	-	-	1,000.00	-
			Professional Services	143,000.00	-	70,892.54	72,107.46	49.58
		791	Legal Service	-	-	-	-	#DIV/0!
		792	Auditing Services	-	-	-	-	#DIV/0!
		793	Consultancy Services	-	-	-	-	#DIV/0!
		794	Environment and Sanitary Services	-	-	-	-	#DIV/0!
		795	General Services	93,000.00	-	25,448.00	67,552.00	27.36
		796	Janitorial Services	-	-	-	-	#DIV/0!
		797	Security Services	-	-	-	-	#DIV/0!
		799	Other Professional Services	50,000.00	-	45,444.54	4,555.46	90.89
			Repair and Maintenance	28,000.00	6,020.00	15,170.00	12,830.00	54.18
		821	Office Equipment	14,000.00	6,020.00	10,140.00	3,860.00	72.43
		822	Furniture & Fixtures	-	-	-	-	#DIV/0!
		823	IT Equipment & Software	-	-	-	-	#DIV/0!
		841	Motor Vehicles	14,000.00	-	5,030.00	8,970.00	35.93
			Subsidies and Donations	-	-	-	-	#DIV/0!
			Extraordinary & Miscellaneous Expense	-	-	-	-	#DIV/0!
		883	Extraordinary Expense	-	-	-	-	#DIV/0!
		884	Miscellaneous Expense	-	-	-	-	#DIV/0!
			Taxes, Insurance Premiums & Other Fees	-	-	-	-	#DIV/0!
		891	Taxes, Duties & Licenses	-	-	-	-	#DIV/0!
		892	Fidelity Bond Premium	-	-	-	-	#DIV/0!
		893	Insurance - Motor Vehicles/Building/Furnitures	-	-	-	-	#DIV/0!
		969	Other Maintenance & Operating Expenses	-	-	-	-	#DIV/0!
			Financial Expenses	-	-	-	-	#DIV/0!
		971	Bank Charges	-	-	-	-	#DIV/0!
		975	Interest Expense	-	-	-	-	#DIV/0!
			Total Maintenance and Other Operating Expenses	548,000.00	28,044.74	428,034.89	119,965.11	78.11
			Total - Employment Facilitation Services (EPD)	548,000.00	28,044.74	428,034.89	119,965.11	78.11

STATEMENT OF ALLOTMENTS, OBLIGATIONS AND BALANCES
as of JULY 31, 2013
(In Pesos)

Department : Department of Labor and Employment
Agency/OU : Regional Office No. 02
Fund : General Fund (101)

P/P/A	Allotment Class	Allotment Code	Particulars	Allotment Released	Obligations Incurred		Balance	Utilization Rate
					July	Total to Date		
CURRENT APPROPRIATIONS								
A.03.c.01.a.02	Dispute Prevention and Settlement Program (LRD)		Total Personal Services	-	-	-	-	#DIV/0!
	200		Maintenance and Other Operating Expenses (MOOE)					
		751	Traveling Expenses	120,000.00	19,130.00	95,390.00	24,610.00	79.49
			Local Travel	120,000.00	19,130.00	95,390.00	24,610.00	79.49
		753	Training & Scholarship Expenses	7,000.00	2,440.00	2,440.00	4,560.00	34.86
			Training Expense	7,000.00	2,440.00	2,440.00	4,560.00	34.86
		754	Scholarship Expense	-	-	-	-	#DIV/0!
			Supplies and Materials	73,000.00	5,968.50	41,997.97	31,002.03	57.53
		755	Office Supplies	68,000.00	1,947.40	34,474.75	33,525.25	50.70
		756	Accountable Forms Expense	-	-	-	-	#DIV/0!
		758	Food Supplies	-	-	-	-	#DIV/0!
		759	Drugs and Medicines	-	-	-	-	#DIV/0!
		760	Medical, Dental and Laboratory Supplies	-	-	-	-	#DIV/0!
		761	Gasoline, Oil & Lubricants	5,000.00	-	3,502.12	1,497.88	70.04
		763	Textbooks and Instructional Materials	-	-	-	-	#DIV/0!
		765	Other Supplies	-	4,021.10	4,021.10	(4,021.10)	#DIV/0!
			Utility Expenses	-	-	-	-	#DIV/0!
		766	Water	-	-	-	-	#DIV/0!
		767	Electricity	-	-	-	-	#DIV/0!
		768	Cooking Gas	-	-	-	-	#DIV/0!
			Communication Services	46,000.00	925.13	21,726.25	24,273.75	47.23
		771	Postage/Deliveries	20,000.00	-	-	20,000.00	-
		772	Telephone - Landline	-	925.13	1,926.25	(1,926.25)	#DIV/0!
		773	Telephone - Mobile	26,000.00	-	19,800.00	6,200.00	76.15
		774	Internet	-	-	-	-	#DIV/0!
		775	Cable/Satellite	-	-	-	-	#DIV/0!
		778	Membership Dues & Contributions to Organization	-	-	-	-	#DIV/0!
		780	Advertising Expenses	-	-	-	-	#DIV/0!
		781	Printing and Binding Expenses	1,000.00	-	-	1,000.00	-
		782	Rents	-	-	-	-	#DIV/0!
		783	Representation Expenses	44,000.00	10,000.00	14,250.00	29,750.00	32.39
		784	Transportation and Delivery Expenses	-	-	-	-	#DIV/0!
		786	Subscription Expenses	1,000.00	-	-	1,000.00	-
			Professional Services	45,000.00	-	-	45,000.00	-
		795	General Services	45,000.00	-	-	45,000.00	-
		796	Janitorial Services	-	-	-	-	#DIV/0!
		797	Security Services	-	-	-	-	#DIV/0!
		799	Other Professional Services	-	-	-	-	#DIV/0!
			Repair and Maintenance	26,000.00	-	-	26,000.00	-
		821	Office Equipment	-	-	-	-	#DIV/0!
		822	Furniture & Fixtures	-	-	-	-	#DIV/0!
		823	IT Equipment & Software	-	-	-	-	#DIV/0!
		841	Motor Vehicles	26,000.00	-	-	26,000.00	-
			Subsidies and Donations	-	-	-	-	#DIV/0!
			Extraordinary & Miscellaneous Expense	-	-	-	-	#DIV/0!
			Taxes, Insurance Premiums & Other Fees	-	-	-	-	#DIV/0!
		969	Other Maintenance & Operating Expenses	-	-	-	-	#DIV/0!
			Financial Expenses	-	-	-	-	#DIV/0!
			Total Maintenance and Other Operating Expenses	363,000.00	38,463.63	175,804.22	187,195.78	48.43
			Total - Dispute Prevention and Settlement Program (LRD)	363,000.00	38,463.63	175,804.22	187,195.78	48.43

STATEMENT OF ALLOTMENTS, OBLIGATIONS AND BALANCES
as of **JULY 31, 2013**
(In Pesos)

Department : Department of Labor and Employment
Agency/OU : Regional Office No. 02
Fund : General Fund (101)

P/P/A	Allotment Class	Allotment Code	Particulars	Allotment Released	Obligations Incurred		Balance	Utilization Rate
					July	Total to Date		
CURRENT APPROPRIATIONS								
A.03.d.01.a. Standards Setting and Enhancement Program (LSED)								
	100		Salaries and Wages	6,839,000.00	552,515.58	3,936,485.58	2,902,514.42	57.56
		701	Salaries and Wages - Regular	6,821,000.00	549,745.40	3,933,715.40	2,887,284.60	57.67
		701	Step Increment	18,000.00	2,770.18	2,770.18	15,229.82	15.39
			Other Compensation	1,313,000.00	45,545.30	769,063.80	543,936.20	58.57
		711	PERA	432,000.00	35,545.30	251,545.30	180,454.70	58.23
		713	Representation Allowance (RA)	48,000.00	5,000.00	35,000.00	13,000.00	72.92
		714	Transportation Allowance (TA)	48,000.00	5,000.00	35,000.00	13,000.00	72.92
		715	Clothing Allowance	90,000.00	-	85,000.00	5,000.00	94.44
		716	Subsistence, Laundry & Quarters Allowance	-	-	-	-	#DIV/0!
		717	Productivity Incentive Bonus	36,000.00	-	34,000.00	2,000.00	94.44
		718	Overseas Allowance	-	-	-	-	#DIV/0!
		719	Other Bonuses and Allowances	-	-	-	-	#DIV/0!
		722	Longevity Pay	-	-	-	-	#DIV/0!
		723	Overtime and Night Pay	-	-	45,000.00	45,000.00	50.00
		724	Cash Gift	90,000.00	-	283,518.50	285,481.50	49.83
		725	Year-End Bonus	569,000.00	-	468,513.48	350,486.52	57.21
			Personnel Benefits Contributions	926,000.00	73,856.58	534,813.48	391,186.52	57.76
		731	Retirement and Life Insurance Premiums	819,000.00	64,819.08	468,513.48	350,486.52	57.21
		732	Pag-ibig Premiums	22,000.00	1,700.00	12,500.00	9,500.00	56.82
		733	PhilHealth Contributions	63,000.00	5,637.50	41,300.00	21,700.00	65.56
		734	ECC Contributions	22,000.00	1,700.00	12,500.00	9,500.00	56.82
			Other Personal Benefits	-	35,291.59	50,291.59	(50,291.59)	#DIV/0!
		740	Retirement Benefits - Civilian	-	-	-	-	#DIV/0!
		742	Terminal Leave Benefits	-	-	-	-	#DIV/0!
		749	Other Personal Benefits	-	35,291.59	50,291.59	(50,291.59)	#DIV/0!
		749	Monetization	-	30,291.59	30,291.59	(30,291.59)	#DIV/0!
		749	Loyalty Awards	-	5,000.00	20,000.00	(20,000.00)	#DIV/0!
			Total Personal Services	9,078,000.00	707,209.05	5,290,654.45	3,787,345.55	58.28
			Maintenance and Other Operating Expenses (MOOE)	465,000.00	54,895.00	392,502.00	72,498.00	84.41
	200		Traveling Expenses	465,000.00	54,895.00	392,502.00	72,498.00	84.41
		751	Local Travel	465,000.00	54,895.00	392,502.00	72,498.00	84.41
			Training & Scholarship Expenses	35,000.00	12,600.00	22,720.00	12,280.00	64.91
		753	Training Expense	35,000.00	12,600.00	22,720.00	12,280.00	64.91
		754	Scholarship Expense	-	-	-	-	#DIV/0!
			Supplies and Materials	198,000.00	500.00	104,362.36	93,637.64	52.71
		755	Office Supplies	50,000.00	-	38,847.90	11,152.10	77.70
		756	Accountable Forms Expense	48,000.00	-	-	48,000.00	-
		761	Gasoline, Oil & Lubricants	50,000.00	500.00	31,510.56	18,489.44	63.02
		763	Textbooks and Instructional Materials	-	-	-	-	#DIV/0!
		765	Other Supplies	50,000.00	-	34,003.90	15,996.10	68.01
			Utility Expenses	-	-	-	-	#DIV/0!
			Communication Services	199,000.00	17,104.00	113,984.01	85,015.99	57.28
		771	Postage/Deliveries	4,000.00	5,000.00	20,460.00	(16,460.00)	511.50
		772	Telephone - Landline	50,000.00	-	6,005.01	43,994.99	12.01
		773	Telephone - Mobile	50,000.00	11,100.00	76,500.00	(26,500.00)	153.00
		774	Internet	50,000.00	1,004.00	6,019.00	43,981.00	12.04
		775	Cable/Satellite	45,000.00	-	5,000.00	40,000.00	11.11
		778	Membership Dues & Contributions to Organization	-	-	-	-	#DIV/0!
		780	Advertising Expenses	-	-	-	-	#DIV/0!
		781	Printing and Binding Expenses	3,000.00	-	12,000.00	(9,000.00)	400.00
		782	Rents	-	4,500.00	49,465.00	5,535.00	89.94
		783	Representation Expenses	55,000.00	4,500.00	49,465.00	5,535.00	89.94
		784	Transportation and Delivery Expenses	-	-	-	-	#DIV/0!
		786	Subscription Expenses	5,000.00	-	4,500.00	500.00	90.00
			Professional Services	179,000.00	16,174.60	76,134.11	102,865.89	42.53
		795	General Services	9,000.00	-	13,953.00	(4,953.00)	155.03
		796	Janitorial Services	170,000.00	16,174.60	62,181.11	107,818.89	36.58
		797	Security Services	-	-	-	-	#DIV/0!
		799	Other Professional Services	-	-	-	-	#DIV/0!
			Repair and Maintenance	20,000.00	-	15,282.00	4,718.00	76.41
		821	Office Equipment	-	-	-	-	#DIV/0!
		822	Furniture & Fixtures	-	-	-	-	#DIV/0!
		823	IT Equipment & Software	5,000.00	-	4,522.00	478.00	90.44
		841	Motor Vehicles	15,000.00	-	10,760.00	4,240.00	71.73
			Subsidies and Donations	-	-	-	-	#DIV/0!
			Extraordinary & Miscellaneous Expense	-	-	-	-	#DIV/0!
			Taxes, Insurance Premiums & Other Fee	-	-	-	-	#DIV/0!
		969	Other Maintenance & Operating Expenses	-	-	-	-	#DIV/0!
			Financial Expenses	-	-	-	-	#DIV/0!
			Total Maintenance and Other Operating Expenses	1,159,000.00	105,773.60	790,949.48	368,050.52	68.24
			Total - Standards Setting and Enhancement Program (LSED)	10,237,000.00	812,982.65	6,081,603.93	4,155,396.07	59.41

STATEMENT OF ALLOTMENTS, OBLIGATIONS AND BALANCES
as of **JULY 31, 2013**
(In Pesos)

Department : Department of Labor and Employment
Agency/OU : Regional Office No. 02
Fund : General Fund (101)

P/P/A	Allotment Class	Allotment Code	Particulars	Allotment Released	Obligations Incurred		Balance	Utilization Rate
					July	Total to Date		
CURRENT APPROPRIATIONS:								
A.03.d.02.c. Social Protection and Welfare Program (WAWD)								
Total Personal Services				-	-	-	-	#DIV/0!
Maintenance and Other Operating Expenses (MOOE)								
	200		Traveling Expenses	126,000.00	2,652.00	27,333.00	98,667.00	21.69
	751		Local Travel	126,000.00	2,652.00	27,333.00	98,667.00	21.69
	752		Foreign Travel	-	-	-	-	#DIV/0!
			Training & Scholarship Expenses	5,000.00	-	11,928.00	(6,928.00)	238.56
	753		Training Expense	5,000.00	-	11,928.00	(6,928.00)	238.56
	754		Scholarship Expense	-	-	-	-	#DIV/0!
			Supplies and Materials	76,000.00	20,751.05	50,710.89	25,289.11	66.72
	755		Office Supplies	30,000.00	-	19,410.55	10,589.45	64.70
	761		Gasoline, Oil & Lubricants	30,000.00	20,751.05	30,110.34	(110.34)	100.37
	763		Textbooks and Instructional Materials	-	-	-	-	#DIV/0!
	765		Other Supplies	16,000.00	-	1,190.00	14,810.00	7.44
			Utility Expenses	-	-	-	-	#DIV/0!
			Communication Services	36,000.00	2,199.01	26,308.00	9,692.00	73.08
	771		Postage/Deliveries	-	-	-	-	#DIV/0!
	772		Telephone - Landline	18,000.00	-	7,441.86	10,558.14	41.34
	773		Telephone - Mobile	-	-	-	-	#DIV/0!
	774		Internet	18,000.00	2,199.01	18,866.14	(866.14)	104.81
	775		Cable/Satellite	-	-	-	-	#DIV/0!
	778		Membership Dues & Contributions to Organization	-	-	-	-	#DIV/0!
	780		Advertising Expenses	-	-	-	-	#DIV/0!
	781		Printing and Binding Expenses	1,000.00	-	-	1,000.00	-
	782		Rents	-	-	-	-	#DIV/0!
	783		Representation Expenses	28,000.00	-	5,555.30	22,444.70	19.84
	784		Transportation and Delivery Expenses	-	-	-	-	#DIV/0!
	786		Subscription Expenses	2,000.00	-	-	2,000.00	-
			Professional Services	29,000.00	360.00	360.00	28,640.00	1.24
	795		General Services	29,000.00	360.00	360.00	28,640.00	1.24
	796		Janitorial Services	-	-	-	-	#DIV/0!
	797		Security Services	-	-	-	-	#DIV/0!
	799		Other Professional Services	-	-	-	-	#DIV/0!
			Repair and Maintenance	22,000.00	-	17,460.00	4,540.00	79.36
	821		Office Equipment	-	-	-	-	#DIV/0!
	823		IT Equipment & Software	-	-	-	-	#DIV/0!
	841		Motor Vehicles	22,000.00	-	17,460.00	4,540.00	79.36
			Subsidies and Donations	-	-	-	-	#DIV/0!
			Extraordinary & Miscellaneous Expense	-	-	-	-	#DIV/0!
			Taxes, Insurance Premiums & Other Fees	-	-	-	-	#DIV/0!
	969		Other Maintenance & Operating Expenses	-	-	-	-	#DIV/0!
			Financial Expenses	-	-	-	-	#DIV/0!
			Total Maintenance and Other Operating Expenses	325,000.00	25,962.06	139,655.19	185,344.81	42.97
			Total - Social Protection and Welfare Program (WAWD)	325,000.00	25,962.06	139,655.19	185,344.81	42.97

STATEMENT OF ALLOTMENTS, OBLIGATIONS AND BALANCES
as of JULY 31, 2013

Department : Department of Labor and Employment
Agency/OU : Regional Office No. 02
Fund : General Fund (101)

P/P/A	Allotment Class	Allotment Code	Particulars	Allotment Released	Obligations Incurred		Balance	Utilization Rate
					July	Total to Date		
CURRENT APPROPRIATIONS								
REGULAR PROJECTS								
A.03.a.01.a.01 CAPACITY BUILDING FOR SPECIFIC SECTOR PROGRAM								
	WYC							
	200		Traveling Expenses	56,000.00	-	-	56,000.00	-
		751	Local Travel	56,000.00	-	-	56,000.00	-
			Training & Scholarship Expenses	3,000.00	-	-	3,000.00	-
		753	Training Expense	3,000.00	-	-	3,000.00	-
		754	Scholarship Expense	-	-	-	-	#DIV/0!
			Supplies and Materials	38,000.00	700.00	5,700.00	32,300.00	15.00
		755	Office Supplies	18,000.00	-	-	18,000.00	-
		756	Accountable Forms Expense	-	-	-	-	#DIV/0!
		761	Gasoline, Oil & Lubricants	10,000.00	700	5,700.00	4,300.00	57.00
		763	Textbooks and Instructional Materials	-	-	-	-	#DIV/0!
		765	Other Supplies	10,000.00	-	-	10,000.00	-
			Utility Expenses	-	-	-	-	#DIV/0!
			Communication Services	20,000.00	-	-	20,000.00	-
		771	Postage/Deliveries	-	-	-	-	#DIV/0!
		772	Telephone - Landline	10,000.00	-	-	10,000.00	-
		773	Telephone - Mobile	-	-	-	-	#DIV/0!
		774	Internet	10,000.00	-	-	10,000.00	-
		775	Cable/Satellite	-	-	-	-	#DIV/0!
		778	Membership Dues & Contributions to Organization	-	-	-	-	#DIV/0!
		780	Advertising Expenses	-	-	-	-	#DIV/0!
		781	Printing and Binding Expenses	-	-	-	-	#DIV/0!
		782	Rents	-	-	-	-	#DIV/0!
		783	Representation Expenses	45,000.00	-	-	45,000.00	-
		784	Transportation and Delivery Expenses	-	-	-	-	#DIV/0!
		786	Subscription Expenses	-	-	-	-	#DIV/0!
			Professional Services	34,000.00	1,200.00	1,200.00	32,800.00	3.53
		795	General Services	34,000.00	1,200.00	1,200.00	32,800.00	3.53
		796	Janitorial Services	-	-	-	-	#DIV/0!
		797	Security Services	-	-	-	-	#DIV/0!
		799	Other Professional Services	-	-	-	-	#DIV/0!
			Repair and Maintenance	-	-	-	-	#DIV/0!
		802	Land Improvements	-	-	-	-	#DIV/0!
		811	Office Building	-	-	-	-	#DIV/0!
		818	Leasehold Improvement, Land	-	-	-	-	#DIV/0!
		819	Leasehold Improvement, Building	-	-	-	-	#DIV/0!
		820	Leasehold Improvement, Others	-	-	-	-	#DIV/0!
		821	Office Equipment	-	-	-	-	#DIV/0!
		841	Motor Vehicles	-	-	-	-	#DIV/0!
			Subsidies and Donations	254,000.00	-	260,000.00	(6,000.00)	102.36
		871	Subsidy to National Government Agencies	-	-	260,000.00	(260,000.00)	#DIV/0!
		872	Subsidy to Regional Offices/Staff Bureaus/Branch Offices	-	-	-	-	#DIV/0!
		874	Subsidy to Local Government Units	-	-	-	-	#DIV/0!
		875	Subsidy to GOCCs	-	-	-	-	#DIV/0!
		876	Subsidy to NGOs/POs	254,000.00	-	-	254,000.00	-
		878	Donations	-	-	-	-	#DIV/0!
			Extraordinary & Miscellaneous Expe	-	-	-	-	#DIV/0!
			Taxes, Insurance Premiums & Other	-	-	-	-	#DIV/0!
		969	Other Maintenance & Operating Expenses	-	-	-	-	#DIV/0!
			Financial Expenses	-	-	-	-	#DIV/0!
			Sub-total WYC	450,000.00	1,900.00	266,900.00	183,100.00	59.31
	KABATAAN							
	200		Traveling Expenses	31,000.00	-	-	31,000.00	-
		751	Local Travel	31,000.00	-	-	31,000.00	-
			Training & Scholarship Expenses	3,000.00	-	-	3,000.00	-
		753	Training Expense	3,000.00	-	-	3,000.00	-
		754	Scholarship Expense	-	-	-	-	#DIV/0!
			Supplies and Materials	80,000.00	-	26,255.72	53,744.28	32.82
		755	Office Supplies	30,000.00	-	-	30,000.00	-
		761	Gasoline, Oil & Lubricants	50,000.00	-	26,255.72	23,744.28	52.51
		765	Other Supplies	-	-	-	-	#DIV/0!
			Utility Expenses	-	-	-	-	#DIV/0!
			Communication Services	20,000.00	-	-	20,000.00	-
		771	Postage/Deliveries	-	-	-	-	#DIV/0!
		772	Telephone - Landline	10,000.00	-	-	10,000.00	-
		773	Telephone - Mobile	10,000.00	-	-	10,000.00	-
		774	Internet	-	-	-	-	#DIV/0!
		775	Cable/Satellite	-	-	-	-	#DIV/0!
		778	Membership Dues & Contributions to Organization	-	-	-	-	#DIV/0!
		780	Advertising Expenses	-	-	-	-	#DIV/0!
		781	Printing and Binding Expenses	-	-	-	-	#DIV/0!
		782	Rents	-	-	-	-	#DIV/0!
		783	Representation Expenses	45,000.00	-	-	45,000.00	-
		784	Transportation and Delivery Expenses	-	-	-	-	#DIV/0!
		786	Subscription Expenses	-	-	-	-	#DIV/0!
			Professional Services	41,000.00	-	-	41,000.00	-
		791	Legal Service	-	-	-	-	#DIV/0!
		792	Auditing Services	-	-	-	-	#DIV/0!
		793	Consultancy Services	-	-	-	-	#DIV/0!
		794	Environment and Sanitary Services	-	-	-	-	#DIV/0!
		795	General Services	-	-	-	-	#DIV/0!

STATEMENT OF ALLOTMENTS, OBLIGATIONS AND BALANCES
as of JULY 31, 2013

Department : Department of Labor and Employment
Agency/OU : Regional Office No. 02
Fund : General Fund (101)

P/P/A	Allotment Class	Allotment Code	Particulars	Allotment Released	Obligations Incurred		Balance	Utilization Rate
					July	Total to Date		
		796	Janitorial Services					#DIV/0!
		797	Security Services	41,000.00			41,000.00	-
		799	Other Professional Services					#DIV/0!
			Repair and Maintenance	-	-	-	-	#DIV/0!
			Subsidies and Donations	-	-	-	-	#DIV/0!
			Extraordinary & Miscellaneous Expe	-	-	-	-	#DIV/0!
			Taxes, Insurance Premiums & Other	-	-	-	-	#DIV/0!
		969	Other Maintenance & Operating Expenses	-	-	-	-	#DIV/0!
			Financial Expenses	-	-	-	-	#DIV/0!
			Sub-total KABATAAN	220,000.00		26,255.72	193,744.28	11.93
			TULAY					
	200		Traveling Expenses	63,000.00	19,655.50	25,180.50	37,819.50	39.97
		751	Local Travel	63,000.00	19,655.50	25,180.50	37,819.50	39.97
		752	Foreign Travel					#DIV/0!
			Training & Scholarship Expenses	4,000.00	-	-	4,000.00	-
		753	Training Expense	4,000.00			4,000.00	-
		754	Scholarship Expense					#DIV/0!
			Supplies and Materials	72,000.00	-	56,800.23	15,199.77	78.89
		755	Office Supplies	5,000.00		15,593.20	(10,593.20)	311.86
		761	Gasoline, Oil & Lubricants	61,000.00		41,207.03	19,792.97	67.55
		765	Other Supplies	6,000.00			6,000.00	-
			Utility Expenses	-	-	-	-	#DIV/0!
			Communication Services	18,000.00	-	-	18,000.00	-
		771	Postage/Deliveries					#DIV/0!
		772	Telephone - Landline	18,000.00			18,000.00	-
		773	Telephone - Mobile					#DIV/0!
		774	Internet					#DIV/0!
		775	Cable/Satellite					#DIV/0!
		778	Membership Dues & Contributions to Organization	-	-	-	-	#DIV/0!
		780	Advertising Expenses	-	-	-	-	#DIV/0!
		781	Printing and Binding Expenses	-	-	-	-	#DIV/0!
		782	Rents	-	-	-	-	#DIV/0!
		783	Representation Expenses	48,000.00	-	-	48,000.00	-
		784	Transportation and Delivery Expenses	-	-	-	-	#DIV/0!
		786	Subscription Expenses	-	-	-	-	#DIV/0!
			Professional Services	40,000.00	-	28,707.00	11,293.00	71.77
		791	Legal Service					#DIV/0!
		792	Auditing Services					#DIV/0!
		793	Consultancy Services					#DIV/0!
		794	Environment and Sanitary Services					#DIV/0!
		795	General Services					#DIV/0!
		796	Janitorial Services					#DIV/0!
		797	Security Services					#DIV/0!
		799	Other Professional Services	40,000.00		28,707.00	11,293.00	71.77
			Repair and Maintenance	-	-	-	-	#DIV/0!
		821	Office Equipment					#DIV/0!
		823	IT Equipment & Software					#DIV/0!
		841	Motor Vehicles					#DIV/0!
			Subsidies and Donations	-	-	-	-	#DIV/0!
		878	Donations					#DIV/0!
			Extraordinary & Miscellaneous Expe	-	-	-	-	#DIV/0!
			Taxes, Insurance Premiums & Other	-	-	-	-	#DIV/0!
		969	Other Maintenance & Operating Expenses	-	-	-	-	#DIV/0!
			Financial Expenses	-	-	-	-	#DIV/0!
			Sub-total TULAY	245,000.00	19,655.50	110,687.73	134,312.27	45.18
			SPES					
	200		Traveling Expenses	60,000.00	27,568.00	40,643.00	19,357.00	67.74
		751	Local Travel	60,000.00	27,568.00	40,643.00	19,357.00	67.74
			Training & Scholarship Expenses	-	-	-	-	#DIV/0!
		753	Training Expense					#DIV/0!
			Supplies and Materials	112,000.00	8,300.00	74,291.96	37,708.04	66.33
		755	Office Supplies	41,000.00	7,300.00	60,576.90	(19,576.90)	147.75
		756	Accountable Forms Expense	40,000.00			40,000.00	-
		761	Gasoline, Oil & Lubricants	20,000.00	1,000.00	6,010.06	13,989.94	30.05
		765	Other Supplies	11,000.00		7,705.00	3,295.00	70.05
			Utility Expenses	-	-	-	-	#DIV/0!
			Communication Services	50,000.00	-	20,262.26	29,737.74	40.52
		771	Postage/Deliveries	5,000.00			5,000.00	-
		772	Telephone - Landline	10,000.00			10,000.00	-
		773	Telephone - Mobile					#DIV/0!
		774	Internet	35,000.00		20,262.26	14,737.74	57.89
		775	Cable/Satellite					#DIV/0!
		778	Membership Dues & Contributions to Organization	-	-	-	-	#DIV/0!
		780	Advertising Expenses	-	-	-	-	#DIV/0!
		781	Printing and Binding Expenses	-	-	-	-	#DIV/0!
		782	Rents	-	-	-	-	#DIV/0!
		783	Representation Expenses	60,000.00	-	-	60,000.00	-
		784	Transportation and Delivery Expenses	-	-	-	-	#DIV/0!
		786	Subscription Expenses	-	-	-	-	#DIV/0!
			Professional Services	-	-	-	-	#DIV/0!
		795	General Services					#DIV/0!
		796	Janitorial Services					#DIV/0!
		797	Security Services					#DIV/0!

STATEMENT OF ALLOTMENTS, OBLIGATIONS AND BALANCES
as of JULY 31, 2013

Department : Department of Labor and Employment
Agency/OU : Regional Office No. 02
Fund : General Fund (101)

P/P/A	Allotment Class	Allotment Code	Particulars	Allotment Released	Obligations Incurred		Balance	Utilization Rate
					July	Total to Date		
		799	Other Professional Services	-	-	-	-	#DIV/0!
			Repair and Maintenance	-	-	-	-	#DIV/0!
		841	Motor Vehicles	-	-	-	-	#DIV/0!
			Subsidies and Donations	22,930,000.00	-	17,103,188.42	5,826,811.58	74.59
		874	Subsidy to Local Government Units	-	-	-	-	#DIV/0!
		876	Subsidy to NGOs/POs	-	-	-	-	#DIV/0!
		878	Donations	22,930,000.00	-	17,103,188.42	5,826,811.58	74.59
			Extraordinary & Miscellaneous Expenses	-	-	-	-	#DIV/0!
			Taxes, Insurance Premiums & Other	-	-	-	-	#DIV/0!
		969	Other Maintenance & Operating Expenses	-	-	-	-	#DIV/0!
			Financial Expenses	-	-	-	-	#DIV/0!
			Sub-total SPES	23,212,000.00	35,868.00	17,238,385.64	5,973,614.36	74.26
			WORKERS FOR INCOME AUGMENTATION PROGRAM					
		200	Traveling Expenses	263,000.00	26,014.00	91,936.00	171,064.00	34.96
		751	Local Travel	263,000.00	26,014.00	91,936.00	171,064.00	34.96
		752	Foreign Travel	-	-	-	-	#DIV/0!
			Training & Scholarship Expenses	1,500,000.00	35,705.00	420,289.47	1,079,710.53	28.02
		753	Training Expense	1,500,000.00	27,705.00	412,289.47	1,087,710.53	27.49
		754	Scholarship Expense	-	8,000.00	8,000.00	(8,000.00)	#DIV/0!
			Supplies and Materials	221,000.00	3,000.00	123,474.45	97,525.55	55.87
		755	Office Supplies	100,000.00	-	67,719.75	32,280.25	67.72
		756	Accountable Forms Expense	20,000.00	-	-	20,000.00	-
		761	Gasoline, Oil & Lubricants	50,000.00	3,000.00	33,104.70	16,895.30	66.21
		763	Textbooks and Instructional Materials	-	-	-	-	#DIV/0!
		765	Other Supplies	51,000.00	-	22,650.00	28,350.00	44.41
			Utility Expenses	-	-	-	-	#DIV/0!
			Communication Services	20,000.00	-	18,142.87	1,857.13	90.71
		771	Postage/Deliveries	-	-	-	-	#DIV/0!
		772	Telephone - Landline	10,000.00	-	18,142.87	(8,142.87)	181.43
		773	Telephone - Mobile	-	-	-	-	#DIV/0!
		774	Internet	10,000.00	-	-	10,000.00	-
		775	Cable/Satellite	-	-	-	-	#DIV/0!
		778	Membership Dues & Contributions to Organization	-	-	-	-	#DIV/0!
		780	Advertising Expenses	2,000.00	-	-	2,000.00	-
		781	Printing and Binding Expenses	4,000.00	-	-	4,000.00	-
		782	Rents	-	-	-	-	#DIV/0!
		783	Representation Expenses	725,000.00	57,000.00	239,325.00	485,675.00	33.01
		784	Transportation and Delivery Expenses	-	-	-	-	#DIV/0!
		786	Subscription Expenses	2,000.00	-	-	2,000.00	-
			Professional Services	605,000.00	38,169.79	300,845.59	304,154.41	49.73
		791	Legal Service	-	-	-	-	#DIV/0!
		792	Auditing Services	-	-	-	-	#DIV/0!
		793	Consultancy Services	-	-	-	-	#DIV/0!
		794	Environment and Sanitary Services	-	-	-	-	#DIV/0!
		795	General Services	100,000.00	-	4,949.99	95,050.01	4.95
		796	Janitorial Services	-	-	-	-	#DIV/0!
		797	Security Services	458,000.00	-	229,018.74	228,981.26	50.00
		799	Other Professional Services	47,000.00	38,169.79	66,876.86	(19,876.86)	142.29
			Repair and Maintenance	14,000.00	-	11,544.64	2,455.36	82.46
		821	Office Equipment	4,000.00	-	-	4,000.00	-
		823	IT Equipment & Software	-	-	-	-	#DIV/0!
		841	Motor Vehicles	10,000.00	-	11,544.64	(1,544.64)	115.45
			Subsidies and Donations	10,866,000.00	-	4,005,133.80	6,860,866.20	36.86
		871	Subsidy to National Government Agencies	866,000.00	-	707,500.00	158,500.00	81.70
		872	Subsidy to Regional Offices/Staff Bureaus/Branch Offices	-	-	-	-	#DIV/0!
		874	Subsidy to Local Government Units	5,000,000.00	-	2,689,633.80	2,310,366.20	53.79
		875	Subsidy to GOCCs	-	-	-	-	#DIV/0!
		876	Subsidy to NGOs/POs	5,000,000.00	-	608,000.00	4,392,000.00	12.16
		878	Donations	-	-	-	-	#DIV/0!
			Extraordinary & Miscellaneous Expenses	-	-	-	-	#DIV/0!
			Taxes, Insurance Premiums & Other	-	-	-	-	#DIV/0!
		969	Other Maintenance & Operating Expenses	-	-	-	-	#DIV/0!
			Financial Expenses	-	-	-	-	#DIV/0!
			Sub-total WINAP	14,222,000.00	159,888.79	5,210,691.82	9,011,308.18	36.64
			TOTAL - CAPACITY BUILDING FOR SPECIFIC SECTOR PROGRAM	38,349,000.00	217,312.29	22,852,920.91	15,496,079.09	59.59
A.03.a.02.a.0	Rural & Emergency Employment Program	200	Traveling Expenses	87,000.00	17,720.00	44,502.00	42,498.00	51.15
		751	Local Travel	87,000.00	17,720.00	44,502.00	42,498.00	51.15
			Training & Scholarship Expenses	-	-	-	-	#DIV/0!
			Supplies and Materials	39,000.00	-	10,500.00	28,500.00	26.92
		755	Office Supplies	25,000.00	-	-	25,000.00	-
		756	Accountable Forms Expense	-	-	-	-	#DIV/0!
		761	Gasoline, Oil & Lubricants	1,000.00	-	-	1,000.00	-
		765	Other Supplies	13,000.00	-	10,500.00	2,500.00	80.77
			Utility Expenses	-	-	-	-	#DIV/0!
			Communication Services	15,000.00	999.00	6,993.00	8,007.00	46.62
		771	Postage/Deliveries	-	-	-	-	#DIV/0!
		772	Telephone - Landline	-	-	-	-	#DIV/0!
		773	Telephone - Mobile	-	-	-	-	#DIV/0!
		774	Internet	15,000.00	999.00	6,993.00	8,007.00	46.62
		775	Cable/Satellite	-	-	-	-	#DIV/0!
		778	Membership Dues & Contributions to Organization	-	-	-	-	#DIV/0!

STATEMENT OF ALLOTMENTS, OBLIGATIONS AND BALANCES
as of JULY 31, 2013

Department : Department of Labor and Employment
Agency/OU : Regional Office No. 02
Fund : General Fund (101)

P/P/A	Allotment Class	Allotment Code	Particulars	Allotment Released	Obligations Incurred		Balance	Utilization Rate
					July	Total to Date		
		780	Advertising Expenses					
		781	Printing and Binding Expenses					#DIV/0!
		782	Rents					#DIV/0!
		783	Representation Expenses	15,000.00			15,000.00	#DIV/0!
		784	Transportation and Delivery Expenses					#DIV/0!
		786	Subscription Expenses					#DIV/0!
			Professional Services	18,000.00		7,162.50	10,837.50	39.79
		795	General Services	18,000.00		7,162.50	10,837.50	39.79
		796	Janitorial Services					#DIV/0!
		797	Security Services					#DIV/0!
		799	Other Professional Services					#DIV/0!
			Repair and Maintenance					#DIV/0!
		821	Office Equipment					#DIV/0!
		822	Furniture & Fixtures					#DIV/0!
		823	IT Equipment & Software					#DIV/0!
		841	Motor Vehicles					#DIV/0!
			Subsidies and Donations	2,900,000.00	1,311,987.00	2,380,794.00	519,206.00	82.10
		874	Subsidy to Local Government Units	2,400,000.00	1,311,987.00	2,380,794.00	19,206.00	99.20
		875	Subsidy to GOCCs					#DIV/0!
		876	Subsidy to NGOs/POs	500,000.00			500,000.00	#DIV/0!
		878	Donations					#DIV/0!
			Extraordinary & Miscellaneous Exp					#DIV/0!
			Taxes, Insurance Premiums & Othe					#DIV/0!
		969	Other Maintenance & Operating Expenses					#DIV/0!
			Financial Expenses					#DIV/0!
			Sub-total Rural & Emergency Employment Program	3,074,000.00	1,330,706.00	2,449,951.50	624,048.50	79.70
A.1.a.2.a	WODP							
	200							
			Traveling Expenses	58,000.00		3,463.00	54,537.00	5.97
		751	Local Travel	58,000.00		3,463.00	54,537.00	5.97
		752	Foreign Travel					#DIV/0!
			Training & Scholarship Expenses			3,000.00	(3,000.00)	#DIV/0!
		753	Training Expense			3,000.00	(3,000.00)	#DIV/0!
		754	Scholarship Expense					#DIV/0!
			Supplies and Materials	28,000.00		14,538.27	13,461.73	51.92
		755	Office Supplies	10,000.00		564.50	9,435.50	5.65
		756	Accountable Forms Expense					#DIV/0!
		758	Food Supplies					#DIV/0!
		759	Drugs and Medicines					#DIV/0!
		760	Medical, Dental and Laboratory Supplies					#DIV/0!
		761	Gasoline, Oil & Lubricants	18,000.00		5,059.27	12,940.73	28.11
		763	Textbooks and Instructional Materials					#DIV/0!
		765	Other Supplies			8,914.50	(8,914.50)	#DIV/0!
			Utility Expenses	126,000.00	12,709.82	73,682.39	52,317.61	58.48
		766	Water	26,000.00	2,449.89	7,918.82	18,081.18	30.46
		767	Electricity	100,000.00	10,259.93	65,763.57	34,236.43	65.76
		768	Cooking Gas					#DIV/0!
			Communication Services	66,000.00	3,178.18	38,038.70	27,961.30	57.63
		771	Postage/Deliveries			650.00	(650.00)	#DIV/0!
		772	Telephone - Landline	66,000.00		34,210.52	31,789.48	51.83
		773	Telephone - Mobile					#DIV/0!
		774	Internet			3,178.18	(3,178.18)	#DIV/0!
		775	Cable/Satellite					#DIV/0!
		778	Membership Dues & Contributions to Organization					#DIV/0!
			Advertising Expenses					#DIV/0!
			Printing and Binding Expenses					#DIV/0!
			Rents	263,000.00	2,500.00	17,500.00	245,500.00	6.65
		782.1	Office Space	203,000.00			203,000.00	#DIV/0!
		782.2	Motor Vehicles					#DIV/0!
		782.3	Equipment (xerox etc.)					#DIV/0!
		782.4	Living Quarters	60,000.00	2,500.00	17,500.00	42,500.00	29.17
		783	Representation Expenses	15,000.00			15,000.00	#DIV/0!
		784	Transportation and Delivery Expenses					#DIV/0!
		786	Subscription Expenses					#DIV/0!
			Professional Services	10,000.00		262.00	9,738.00	2.62
		791	Legal Service					#DIV/0!
		792	Auditing Services					#DIV/0!
		793	Consultancy Services					#DIV/0!
		794	Environment and Sanitary Services					#DIV/0!
		795	General Services			262.00	(262.00)	#DIV/0!
		796	Janitorial Services					#DIV/0!
		797	Security Services					#DIV/0!
		799	Other Professional Services	10,000.00			10,000.00	#DIV/0!
			Repair and Maintenance					#DIV/0!
		841	Motor Vehicles					#DIV/0!
			Subsidies and Donations	507,000.00	65,173.50	153,799.05	353,200.95	30.34
		871	Subsidy to National Government Agencies					#DIV/0!
		872	Subsidy to Regional Offices/Staff Bureaus/Branch Offices					#DIV/0!
		874	Subsidy to Local Government Units					#DIV/0!
		875	Subsidy to GOCCs					#DIV/0!
		876	Subsidy to NGOs/POs	263,000.00			263,000.00	#DIV/0!
		878	Donations	244,000.00	65,173.50	153,799.05	90,200.95	63.03
			Extraordinary & Miscellaneous Exp					#DIV/0!
		883	Extraordinary Expense					#DIV/0!
		884	Miscellaneous Expense					#DIV/0!
			Taxes, Insurance Premiums & Othe					#DIV/0!
		891	Taxes, Duties & Licenses					#DIV/0!

STATEMENT OF ALLOTMENTS, OBLIGATIONS AND BALANCES
as of JULY 31, 2013

Department : Department of Labor and Employment
Agency/OU : Regional Office No. 02
Fund : General Fund (101)

P/P/A	Allotment Class	Allotment Code	Particulars	Allotment Released	Obligations Incurred		Balance	Utilization Rate
					July	Total to Date		
		892	Fidelity Bond Premium					#DIV/0!
		893	Insurance - Motor Vehicles/Buildings/Furnitures					#DIV/0!
		969	Other Maintenance & Operating Expenses					#DIV/0!
			Financial Expenses					#DIV/0!
		971	Bank Charges					#DIV/0!
		975	Interest Expense					#DIV/0!
			Sub-total WODP	1,073,000.00	83,561.50	304,283.41	768,716.59	28.36
A.1.a.2.a	SRS							
	200							
		751	Traveling Expenses	320,000.00	19,019.50	58,557.50	261,442.50	18.30
		752	Local Travel	320,000.00	19,019.50	58,557.50	261,442.50	18.30
			Foreign Travel					#DIV/0!
			Training & Scholarship Expenses	360,000.00	38,360.00	95,340.00	264,660.00	26.48
		753	Training Expense	360,000.00	38,360.00	95,340.00	264,660.00	26.48
		754	Scholarship Expense					#DIV/0!
			Supplies and Materials	90,000.00	38,621.96	100,946.59	(10,946.59)	112.16
		755	Office Supplies	45,000.00	31,724.65	69,424.80	(24,424.80)	154.28
		756	Accountable Forms Expense					#DIV/0!
		758	Food Supplies					#DIV/0!
		759	Drugs and Medicines					#DIV/0!
		760	Medical, Dental and Laboratory Supplies					#DIV/0!
		761	Gasoline, Oil & Lubricants	45,000.00	6,897.31	31,521.79	13,478.21	70.05
		763	Textbooks and Instructional Materials					#DIV/0!
		765	Other Supplies					#DIV/0!
			Utility Expenses					#DIV/0!
		766	Water					#DIV/0!
		767	Electricity					#DIV/0!
		768	Cooking Gas					#DIV/0!
			Communication Services	9,000.00	999.00	7,331.49	1,668.51	81.46
		771	Postage/Deliveries					#DIV/0!
		772	Telephone - Landline					#DIV/0!
		773	Telephone - Mobile					#DIV/0!
		774	Internet					#DIV/0!
		775	Cable/Satellite	9,000.00	999.00	7,331.49	1,668.51	81.46
		778	Membership Dues & Contributions to Organization					#DIV/0!
		780	Advertising Expenses					#DIV/0!
		781	Printing and Binding Expenses	630,000.00				#DIV/0!
		782	Rents			21,800.00	608,200.00	3.46
		783	Representation Expenses					#DIV/0!
		784	Transportation and Delivery Expenses			10,200.00	(10,200.00)	#DIV/0!
		786	Subscription Expenses					#DIV/0!
			Professional Services	256,000.00	23,945.29	125,683.23	130,316.77	49.10
		791	Legal Service					#DIV/0!
		792	Auditing Services					#DIV/0!
		793	Consultancy Services					#DIV/0!
		794	Environment and Sanitary Services					#DIV/0!
		795	General Services					#DIV/0!
		796	Janitorial Services					#DIV/0!
		797	Security Services					#DIV/0!
		799	Other Professional Services	256,000.00	23,945.29	125,683.23	130,316.77	49.10
			Repair and Maintenance					#DIV/0!
		841	Motor Vehicles			1,405.00	(1,405.00)	#DIV/0!
			Subsidies and Donations					#DIV/0!
			Extraordinary & Miscellaneous Exp					#DIV/0!
		883	Extraordinary Expense					#DIV/0!
		884	Miscellaneous Expense					#DIV/0!
			Taxes, Insurance Premiums & Other					#DIV/0!
		969	Other Maintenance & Operating Expenses					#DIV/0!
			Financial Expenses					#DIV/0!
		971	Bank Charges					#DIV/0!
		975	Interest Expense					#DIV/0!
			Sub-total SRS	1,665,000.00	120,945.75	421,263.81	1,243,736.19	25.30
	Capital Outlays (CO)							
	300							
			Land and Land Improvement Outlay:					#DIV/0!
			Office Equipment, Furniture and Fixt	540,000.00		521,398.00	18,602.00	96.56
		221	Office Equipment					#DIV/0!
		222	Furnitures and Fixtures					#DIV/0!
		223	IT Equipment and Software - SRS Project	540,000.00		521,398.00	18,602.00	96.56
		224	Library Books					#DIV/0!
			Total Capital Outlay	540,000.00		521,398.00	18,602.00	96.56
			TOTAL REGULAR PROJECTS	44,701,000.00	1,752,525.54	26,549,817.63	18,151,182.37	59.39

STATEMENT OF ALLOTMENTS, OBLIGATIONS AND BALANCES
as of JULY 31, 2013
(In Pesos)

Department : Department of Labor and Employment
Agency/OU : Regional Office No. 02
Fund : General Fund (101)

P/P/A	Allotment Class	Allotment Code	Particulars	Allotment Released	Obligations Incurred		Balance	Utilization Rate
					July	Total to Date		
CONTINUING APPROPRIATIONS								
A.01.a.02.a General Administration (GENAD)								
Maintenance and Other Operating Expenses (MOOE)								
	200		Traveling Expenses	-	-	-	-	#DIV/0!
		751	Local Travel	-	-	-	-	#DIV/0!
			Utility Expenses	17,315.12	-	2,896.82	14,418.30	16.73
		766	Water	-	-	-	-	#DIV/0!
		767	Electricity	17,315.12	-	2,896.82	14,418.30	16.73
		768	Cooking Gas	-	-	-	-	#DIV/0!
			Communication Services	-	-	-	-	#DIV/0!
			Total Maintenance and Other Operating Expenses	17,315.12	-	2,896.82	14,418.30	16.73
Capital Outlays (CO)								
	300		Land and Land Improvement Outlays	-	-	-	-	#DIV/0!
		201	Land	-	-	-	-	#DIV/0!
		202	Land Improvements	-	-	-	-	#DIV/0!
			Office Equipment, Furniture and Fixt	6,179.03	-	-	6,179.03	-
		221	Office Equipment	6,179.03	-	-	6,179.03	-
		222	Furnitures and Fixtures	-	-	-	-	#DIV/0!
		223	IT Equipment and Software	-	-	-	-	#DIV/0!
		224	Library Books	-	-	-	-	#DIV/0!
			Total Capital Outlay	6,179.03	-	-	6,179.03	-
			Total General Administration Service	23,494.15	-	2,896.82	20,597.33	12.33
			REGULAR PROJECTS	23,494.15	-	2,896.82	20,597.33	
A.03.a.01.a.i CAPACITY BUILDING FOR SPECIFIC SECTOR PROGRAM								
	SPES		Other releases	-	-	-	-	#DIV/0!
			Subsidies and Donations	4,298,508.14	-	4,196,798.00	101,710.14	97.63
		871	Subsidy to National Government Agencies	-	-	-	-	#DIV/0!
		872	Subsidy to Regional Offices/Staff Bureaus/Branch Offices	-	-	-	-	#DIV/0!
		874 *	Subsidy to Local Government Units	4,298,508.14	-	4,196,798.00	101,710.14	97.63
		875	Subsidy to GOCCs	-	-	-	-	#DIV/0!
		876	Subsidy to NGOs/POs	-	-	-	-	#DIV/0!
		878	Donations	-	-	-	-	#DIV/0!
			Extraordinary & Miscellaneous Expe	-	-	-	-	#DIV/0!
		883	Extraordinary Expense	-	-	-	-	#DIV/0!
		884	Miscellaneous Expense	-	-	-	-	#DIV/0!
			Taxes, Insurance Premiums & Other	-	-	-	-	#DIV/0!
		891	Taxes, Duties & Licenses	-	-	-	-	#DIV/0!
		892	Fidelity Bond Premium	-	-	-	-	#DIV/0!
		893	Insurance - Motor Vehicles/Buildingd/Furnitures	-	-	-	-	#DIV/0!
		969	Other Maintenance & Operating Expenses	-	-	-	-	#DIV/0!
			Financial Expenses	-	-	-	-	#DIV/0!
		971	Bank Charges	-	-	-	-	#DIV/0!
		975	Interest Expense	-	-	-	-	#DIV/0!
			Sub-total SPES	4,298,508.14	-	4,196,798.00	101,710.14	97.63
WORKERS FOR INCOME AUGMENTATION PROGRAM								
	200		Traveling Expenses	-	-	-	-	#DIV/0!
			Training & Scholarship Expenses	-	-	-	-	#DIV/0!
			Supplies and Materials	-	-	-	-	#DIV/0!
			Utility Expenses	-	-	-	-	#DIV/0!
			Communication Services	-	-	-	-	#DIV/0!
		778	Membership Dues & Contributions to Organization	-	-	-	-	#DIV/0!
		780	Advertising Expenses	-	-	-	-	#DIV/0!
		781	Printing and Binding Expenses	-	-	-	-	#DIV/0!
		782	Rents	-	-	-	-	#DIV/0!
		783	Representation Expenses	-	-	-	-	#DIV/0!
		784	Transportation and Delivery Expenses	-	-	-	-	#DIV/0!
		786	Subscription Expenses	-	-	-	-	#DIV/0!
			Professional Services	-	-	-	-	#DIV/0!
			Repair and Maintenance	-	-	-	-	#DIV/0!
			Subsidies and Donations	-	-	-	-	#DIV/0!
		874	Subsidy to Local Government Units	-	-	-	-	#DIV/0!
		876	Subsidy to NGOs/POs	-	-	-	-	#DIV/0!
		878	Donations	-	-	-	-	#DIV/0!
			Extraordinary & Miscellaneous Expe	-	-	-	-	#DIV/0!
			Taxes, Insurance Premiums & Other	-	-	-	-	#DIV/0!
		969	Other Maintenance & Operating Expenses	-	-	-	-	#DIV/0!
			Financial Expenses	-	-	-	-	#DIV/0!
		971	Bank Charges	-	-	-	-	#DIV/0!
		975	Interest Expense	-	-	-	-	#DIV/0!
			Sub-total WINAP	-	-	-	-	#DIV/0!
			TOTAL - CAPACITY BUILDING FOR SPECIFIC SECTOR PROGRAM	4,298,508.14	-	4,196,798.00	101,710.14	97.63
			TOTAL REGULAR PROJECTS	4,298,508.14	-	4,196,798.00	101,710.14	97.63
			Total Continuing Appropriation	4,322,002.29	-	4,199,694.82	122,307.47	97.17

STATEMENT OF ALLOTMENTS, OBLIGATIONS AND BALANCES
as of JULY 31, 2013
(In Pesos)

Department : Department of Labor and Employment
Agency/OU : Regional Office No. 02
Fund : General Fund (101)

P/P/A	Allotment Class	Allotment Code	Particulars	Allotment Released	Obligations Incurred		Balance	Utilization Rate
					July	Total to Date		

* SPES for Batanes Province

STATEMENT OF ALLOTMENTS, OBLIGATIONS AND BALANCES
as of JULY 31, 2013
(In Pesos)

Department
Agency/OU

SARO No.	Particulars	Allotment Released	Obligations Incurred		Balance	Utilization Rate
			May	Total to Date		
	Salary Adjustments			-		#DIV/0!
	Productivity Enhancement Incentive			-		#DIV/0!
BMB-8-12- F-13-88969	SPES supplemental	2,000,000.00		-	2,000,000.00	-
BMB-8-12-0004625	Terminal Leave Benefits	806,718.00		806,718.00	-	100.00
	TOTAL PS	2,806,718.00	-	806,718.00	2,000,000.00	28.74
	Total	2,806,718.00	-	806,718.00	2,000,000.00	28.74

Breakdown of Obligations:

2012 Third Tranche Salary Standardization	-
RLP Requirements-third tranche	-
Clothing Allowance	-
Philhealth (Addtl per Cir Letter 2012-12)	-
2012 Fourth Tranche Salary Standardization	-
Year-End Bonus	-
Philhealth	-
RLP Requirements-Fourth tranche	-

**STATEMENT OF ALLOTMENTS, OBLIGATIONS AND BALANCES
AS OF JULY 31, 2013
(In Pesos)**

**Department : Department of Labor and Employment
Agency/OU : Regional Office No. 02**

ADL No.	P/A/P	Particulars	Allotment Released	Obligations Incurred		Balance	Utilization Rate
				July	Total to Date		
Current							
PS							
ADL No. 457	A.1.a.1	Performance BaSED Bonus LABATT 2012-12- CNA 2012	555,000.00	555,000.00	555,000.00	-	100.00
		Sub-total - PS	555,000.00	555,000.00	555,000.00	-	100.00
MOOE							
ADL No. ___	A.03.a.2.b	AMP			-	-	#DIV/0!
ADL No. 110	A.03.b.01.a.01	PESO	605,350.00	9,536.50	112,652.00	492,698.00	18.61
ADL No. ___	A.03.c.02.a.01	TIPC			-	-	#DIV/0!
ADL No. ___	A.03.c.2.a.02	WODP			-	-	#DIV/0!
ADL No. ___	A.02.F.01	BLES	14,686.58		14,686.58	-	100.00
ADL No. ___	A.03.d.02.b.01	Reintegration Program	2,570,000.00		1,210,000.00	1,360,000.00	47.08
ADL No. ___	B.01.b.01	Skills Registry Program	65,700.00	6,550.00	19,488.65	46,211.35	29.66
		Sub-total - MOOE	3,255,736.58	16,086.50	1,356,827.23	1,898,909.35	41.67
CO							
ADL No. ___	A.01.C	AMP			-	-	#DIV/0!
ADL No. ___	A.03.b.01.a.01	PESO/DOLE IS PLAN	383,950.00	319,314.00	319,314.00	64,636.00	83.17
ADL No. ___	A.03.c.02.a.01	TIPC			-	-	#DIV/0!
ADL No. ___	A.03.c.2.a.02	WODP			-	-	#DIV/0!
ADL No. ___	A.02.F.01	BLES			-	-	#DIV/0!
ADL No. ___	A.03.d.02.b.01	Reintegration Program			-	-	#DIV/0!
ADL No. ___	B.01.b.01	Skills Registry Program			-	-	#DIV/0!
		Sub-total - CO	383,950.00	319,314.00	319,314.00	64,636.00	83.17
		Total Current - Interfund Transfer	4,194,686.58	890,400.50	2,231,141.23	1,963,545.35	53.19
Continuing							
MOOE							
ADL No. ___	A.03.a.2.b	AMP			-	-	#DIV/0!
ADL No. ___	A.03.b.01.a.01	PESO	174,514.21		174,514.21	-	100.00
ADL No. ___	A.03.c.02.a.01	BLE			-	-	#DIV/0!
ADL No. ___	A.03.c.2.a.02	BWYW			-	-	#DIV/0!
ADL No. ___	A.03.c.2.a.03	BLES			-	-	#DIV/0!
ADL No. ___	A.03.d.02.b.01	Reintegration Program	1,500,000.00		1,500,000.00	-	100.00
ADL No. 045	B.01.b.01	Skills Registry Program	376,915.92	5,950.40	137,273.07	239,642.85	36.42
		Sub-total	2,051,430.13	5,950.40	1,811,787.28	239,642.85	88.32
CO							
ADL No. ___	A.03.a.2.b	AMP			-	-	#DIV/0!
ADL No. ___	A.03.b.01.a.01	PESO			-	-	#DIV/0!
ADL No. ___	A.03.c.02.a.01	TIPC			-	-	#DIV/0!
ADL No. ___	A.03.c.2.a.02	WODP			-	-	#DIV/0!
ADL No. ___	A.03.c.2.a.03	WODP-WEED			-	-	#DIV/0!
ADL No. ___	A.03.d.02.b.01	Reintegration Program			-	-	#DIV/0!
ADL No. ___	B.01.b.01	Skills Registry Program	14,131.00		-	14,131.00	-
		Sub-total	14,131.00	-	-	14,131.00	-
		Total Continuing - Interfund Transfer	2,065,561.13	5,950.40	1,811,787.28	253,773.85	87.71
		Grand Total Current and Continuing Interfund Transfer	6,260,247.71	896,350.90	4,042,928.51	2,217,319.20	64.58

STATEMENT OF ALLOTMENTS, OBLIGATIONS AND BALANCES
as of JULY 31, 2013
(In Pesos)

Department : Department of Labor and Employment
Agency/OU : Regional Office No. 02
Fund : General Fund (101)

Particulars	ALLOTMENT			TOTAL	OBLIGATIONS INCURRED			TOTAL	BALANCE			Utilization Rate	
	PS	MOOE	CO		PS	MOOE	CO		PS	MOOE	CO		
Regular													
Current	36,352,718.00	56,107,823.26	711,179.03	93,171,720.29	21,716,342.89	34,218,909.14	548,185.00	56,483,437.03	14,636,375.11	21,888,914.12	162,994.03	36,688,283.26	0.61
Continuing	36,352,718.00	51,792,000.00	705,000.00	88,849,718.00	21,716,342.89	30,019,214.32	548,185.00	52,283,742.21	14,636,375.11	21,772,785.68	156,815.00	36,565,975.79	0.59
		4,315,823.26	6,179.03	4,322,002.29		4,199,694.82		4,199,694.82		116,128.44	6,179.03	122,307.47	0.97
Interfund Transfer													
Current	555,000.00	5,307,166.71	398,081.00	6,260,247.71	555,000.00	3,168,614.51	319,314.00	4,042,928.51		2,138,552.20	78,767.00	2,217,319.20	0.65
Continuing	555,000.00	3,255,736.58	383,950.00	4,194,686.58	555,000.00	1,356,827.23	319,314.00	2,231,141.23		1,898,909.35	64,636.00	1,963,545.35	0.53
		2,051,430.13	14,131.00	2,065,561.13		1,811,787.28		1,811,787.28		239,642.85	14,131.00	253,773.85	0.88
Total	36,907,718.00	61,414,989.97	1,109,260.03	99,431,968.00	22,271,342.89	37,387,523.65	867,499.00	60,526,365.54	14,636,375.11	24,027,466.32	241,761.03	38,905,602.46	0.61