

**MONTHLY REPORT OF DISBURSEMENTS
For the Month of May 31, 2020**

Appendix
12/18/19


Department: Department of Labor and Employment (DOLE)
 Agency/ Entity: Office of the Secretary
 Operating Unit: Regional Office - II
 Organization Code: 16 001 0300002
 Fund Cluster: 01 Regular Agency Fund


PARTICULARS	CURRENT YEAR BUDGET					PRIOR YEAR'S BUDGET											SUB-TOTAL	TRUST LIABILITIES				GRAND TOTAL					Remark	
	PS	MOOE	Fin. Exp	CO	TOTAL	PRIOR YEAR'S ACCOUNTS PAYABLE					CURRENT YEAR'S ACCOUNTS PAYABLE							TOTAL	PS	MOOE	CO	TOTAL	PS	MOOE	Fin. Exp	CO		TOTAL
						PS	MOOE	In. Exp	CO	Sub-Tot	PS	MOOE	Fin. Exp	CO	Sub-Tot	PS												
MAY	2	3	4	5	6*(2+3+4+5)	7	8	9	10	11*(7+8+9)	12	13	14	15	16*(12+13+14+15)	17*(11+16)	18*(6+17)	19	20	21	22*(19+20+21)	23	24	25	26	27*(23+24+25+26)	28	
Notice of Cash Allocation (NCA)	-	-	-	-	-	-	-	-	-	-	-	-	-	-	-	-	-	-	-	-	-	-	-	-	-	-	-	-
MDS Checks Issued	1,235,421.85	1,078,252.61	-	-	2,313,674.46	-	-	-	-	-	5,928.29	500,794.40	-	-	506,722.69	506,722.69	2,820,397.15	-	-	-	-	1,241,350.14	1,579,047.01	-	-	2,820,397.15	-	
Advice to Debit Account	5,119,491.34	2,042,305.99	-	-	7,161,797.33	-	-	-	-	-	200.00	2,920,378.93	-	-	2,920,578.93	2,920,578.93	10,082,376.26	-	-	-	-	5,119,691.34	4,962,684.92	-	-	10,082,376.26	-	
Notice of Transfer Allocation (NTA)	-	-	-	-	-	-	-	-	-	-	-	-	-	-	-	-	-	-	-	-	-	-	-	-	-	-	-	-
MDS Checks Issued	-	2,253,168.00	-	-	2,253,168.00	-	-	-	-	-	-	-	-	-	-	-	2,253,168.00	-	-	-	-	-	2,253,168.00	-	-	2,253,168.00	-	
Advice to Debit Account	-	38,943,592.60	-	-	38,943,592.60	-	-	-	-	-	-	-	-	-	-	-	38,943,592.60	-	-	-	-	-	38,943,592.60	-	-	38,943,592.60	-	
Tax Remittance Advices Issued (TRA)	333,155.17	26,036.90	-	-	359,192.07	-	-	-	-	-	-	14,743.26	-	-	14,743.26	14,743.26	373,935.33	-	-	-	-	333,155.17	40,780.16	-	-	373,935.33	-	
Cash Disbursement Ceiling (CDC)	-	-	-	-	-	-	-	-	-	-	-	-	-	-	-	-	-	-	-	-	-	-	-	-	-	-	-	-
Non-Cash Availment Authority (NCAA)	-	-	-	-	-	-	-	-	-	-	-	-	-	-	-	-	-	-	-	-	-	-	-	-	-	-	-	-
Others (CDT, BTr Docs Stamp, etc.)	-	-	-	-	-	-	-	-	-	-	-	-	-	-	-	-	-	-	-	-	-	-	-	-	-	-	-	-
2nd quarter	6,683,068.36	44,343,356.10	-	-	51,031,424.46	-	-	-	-	-	6,128.29	3,435,916.59	-	-	3,442,044.88	3,442,044.88	54,473,469.34	-	-	-	-	6,694,196.65	47,779,272.69	-	-	54,473,469.34	-	
Notice of Cash Allocation (NCA)	6,354,913.19	3,120,558.60	-	-	9,475,471.79	-	-	-	-	-	6,128.29	3,421,173.33	-	-	3,427,301.62	12,902,773.41	22,378,245.20	-	-	-	-	6,361,041.48	6,541,731.93	-	-	12,902,773.41	-	
Notice of Transfer Allocation (NTA)	-	41,196,760.60	-	-	41,196,760.60	-	-	-	-	-	-	-	-	-	-	41,196,760.60	82,393,521.20	-	-	-	-	-	41,196,760.60	-	-	41,196,760.60	-	
Working Fund (NCA Issued to BTr)	-	-	-	-	-	-	-	-	-	-	-	-	-	-	-	-	-	-	-	-	-	-	-	-	-	-	-	-
Tax Remittance Advices Issued (TRA)	333,155.17	26,036.90	-	-	359,192.07	-	-	-	-	-	-	14,743.26	-	-	14,743.26	373,935.33	733,127.40	-	-	-	-	333,155.17	40,780.16	-	-	373,935.33	-	
Cash Disbursement Ceiling (CDC)	-	-	-	-	-	-	-	-	-	-	-	-	-	-	-	-	-	-	-	-	-	-	-	-	-	-	-	-
Non-Cash Availment Authority (NCAA)	-	-	-	-	-	-	-	-	-	-	-	-	-	-	-	-	-	-	-	-	-	-	-	-	-	-	-	-
Others (CDT, BTr Docs Stamp, etc.)	-	-	-	-	-	-	-	-	-	-	-	-	-	-	-	-	-	-	-	-	-	-	-	-	-	-	-	-
GRAND TOTAL	6,683,068.36	44,343,356.10	-	-	51,031,424.46	-	-	-	-	-	6,128.29	3,435,916.59	-	-	3,442,044.88	54,473,469.34	105,504,893.80	-	-	-	-	6,694,196.65	47,779,272.69	-	-	54,473,469.34	-	


SUMMARY:


	Previous Month	This Month (May)	As of Date
Total Disbursement Authorities Received	416,311,594.13	126,315,267.15	542,626,861.28
NCA	44,255,000.00	-	44,255,000.00
Working Fund	-	-	-
TRA	1,658,850.20	373,935.33	2,032,785.53
CDC	-	-	-
NTA	370,370,209.93	125,909,691.82	496,279,901.75
Others (CDT, BTr Docs Stamp, etc.)	-	-	-
Add/Less: Adjustments (e.g. cancelled/statec	27,534.00	31,640.00	59,174.00
Less: Notice of Transfer Allocations (NTA)* 1	-	-	-
Total Disbursements Authorities Available	416,311,594.13	126,315,267.15	542,626,861.28
Less: Lapsed NCA	-	-	-
Disbursements *	360,663,226.54	54,473,469.34	415,136,695.88
Balance of Disbursements Authorities as of	55,648,367.59	71,841,797.81	127,490,165.40

	Previous Report	This month (May)	As of Date
Total Disbursements Program	416,311,594.13	126,315,267.15	542,626,861.28
Less: * Actual Disbursements	360,663,226.54	54,473,469.34	415,136,695.88
(Over)/Under spending	55,648,367.59	71,841,797.81	127,490,165.40

Prepared

 OSMINA E. CAPITAN
 Accountant III

Certified Correct

 SATURNINO A. MARTINEZ
 Accountant III

Recommending Approval

 EVELYN U. YANGO
 DIC, IMSD Chief

Approved By:

 Atty. EVELYN R. RAMOS
 Regional Director

DEPARTMENT OF LABOR AND EMPLOYMENT
REGIONAL OFFICE NO. II
MONTHLY CASH UTILIZATION REPORT
As of May 31, 2020

ANNEX A


PERIOD COVERED	NCA Received	NTA Received	Total Cash Receipts	Total Cash Disbursements	Unutilized NCA/NTA	% of Utilization
	A	B	C = A+B	D	E = C-D	F = D/C
January	3,981,000.00	29,400,000.00	33,381,000.00	5,148,776.22	28,232,223.78	15.42%
February	3,984,000.00		3,984,000.00	11,011,265.03	(7,027,265.03)	276.39%
March	3,998,000.00	71,395,809.93	75,393,809.93	96,598,768.68	(21,204,958.75)	128.13%
April	32,292,000.00	269,574,400.00	301,866,400.00	246,218,032.41	55,648,367.59	81.57%
May		125,909,691.82	125,909,691.82	54,067,894.01	71,841,797.81	42.94%
TOTAL	44,255,000.00	496,279,901.75	540,534,901.75	413,044,736.35	127,490,165.40	76.41%

As of May 31, 2020

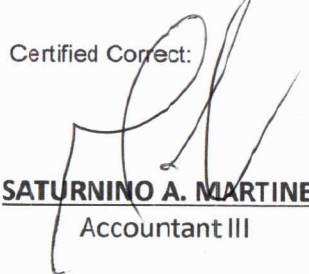
ANNEX B

PERIOD COVERED	NCA Received	NTA Received	Total Cash Receipts	Total Cash Disbursements	Unutilized NCA/NTA	% of Utilization
	A	B	C = A+B	D	E = C-D	F = D/C
As of January 31	3,981,000.00	29,400,000.00	33,381,000.00	5,148,776.22	28,232,223.78	15.42%
As of February 28	7,965,000.00	29,400,000.00	37,365,000.00	16,160,041.25	21,204,958.75	43.25%
As of March 30	11,963,000.00	100,795,809.93	112,758,809.93	112,758,809.93	-	100.00%
As of April 30	44,255,000.00	370,370,209.93	414,625,209.93	358,976,842.34	55,648,367.59	86.58%
As of May 31	44,255,000.00	496,279,901.75	540,534,901.75	413,044,736.35	127,490,165.40	76.41%


Prepared by:



GSHELIA F. CAPALUNGAN
Accountant II

Certified Correct:


SATURNINO A. MARTINEZ
Accountant III

Approved By:


EVELYN U. YANGO
OIC- IMSD Chief


Atty. EVELYN R. RAMOS
Regional Director