



MONTHLY REPORT OF DISBURSEMENTS  
As of September 30, 2020

Department: Department of Labor and Employment (DOLE)  
 Agency/ Entity: Office of the Secretary  
 Operating Unit: Regional Office - II  
 Organization Code: 16 001 0300002  
 Fund Cluster: 01 Regular Agency Fund


PARTICULARS	CURRENT YEAR BUDGET			PRIOR YEAR'S ACCOUNTS PAYABLE			PRIOR YEAR'S BUDGET					SUB-TOTAL	TRUST LIABILITIES				GRAND TOTAL					REMARKS
	PS	MOOE	TOTAL	PS	MOOE	Sub-Total	PS	MOOE	CO	Sub-Total	TOTAL		PS	MOOE	CO	TOTAL	PS	MOOE	Fin. Exp	CO	TOTAL	
1	2	3	6= (2+ 3+4+5)	7	8	11= (7+ 8+9+10)	12	13	15	6= (12+ 13+14+15)	17=(11+16)	18=(6+17)	19	20	21	=(19+20+)	23	24	25	26	27=(23+24+25+26)	28
SEPTEMBER	-	-	-	-	-	-	-	-	-	-	-	-	-	-	-	-	-	-	-	-	-	-
NCA	-	-	-	-	-	-	-	-	-	-	-	-	-	-	-	-	-	-	-	-	-	-
ROI	1,028,986.41	2,801,593.69	3,830,580.10	0.00	1,670,345.44	1,670,345.44	632.83	-	-	632.83	1,670,978.27	5,501,558.37	-	-	-	-	1,029,619.24	4,471,939.13	-	-	5,501,558.37	
RADAI	1,888,473.53	703,192.44	2,591,665.97	0.00	0.00	-	100	512,233.72	-	512,333.72	512,333.72	3,103,999.69	-	-	-	-	1,888,573.53	1,215,426.16	-	-	3,103,999.69	
NTA	0.00	5,606,667.40	5,606,667.40	0.00	0.00	-	-	25,564.02	-	25,564.02	25,564.02	5,632,231.42	-	-	-	-	-	-	-	-	5,632,231.42	
RADAI	0.00	30,814,727.20	30,814,727.20	0.00	0.00	-	-	2,362,005.84	-	2,362,005.84	2,362,005.84	33,176,733.04	-	-	-	-	-	-	-	-	33,176,733.04	
Working Fund (NCA issued to BTR)	-	-	-	-	-	-	-	-	-	-	-	-	-	-	-	-	-	-	-	-	-	-
Tax Remittance Advances Issued (TRA)	339,006.55	70,079.87	409,086.42	-	749.20	749.20	-	6,853.05	-	6,853.05	7,602.25	416,688.67	-	-	-	-	339,006.55	77,682.12	-	-	416,688.67	
Cash Disbursement Ceiling (CDC)	-	-	-	-	-	-	-	-	-	-	-	-	-	-	-	-	-	-	-	-	-	
Non-Cash Availment Authority (NCAA)	-	-	-	-	-	-	-	-	-	-	-	-	-	-	-	-	-	-	-	-	-	
Others (CDT, BTR Docs Stamp, etc.)	-	-	-	-	-	-	-	-	-	-	-	-	-	-	-	-	-	-	-	-	-	
	3,256,466.49	39,996,260.60	43,252,727.09	0.00	1,671,094.64	1,671,094.64	732.83	2,906,656.63	0.00	2,907,389.46	4,578,484.10	47,831,211.19	0.00	0.00	0.00	0.00	3,257,199.32	44,574,011.87	-	-	47,831,211.19	

SUMMARY:	Previous Report	This Month (September)	As of Date	Previous Report	This month (September)	As of Date
Total Disbursement Authorities Received	625,311,669.49	5,515,360.39	630,827,029.88	-	-	-
NCA	61,356,000.00	-	61,356,000.00	Total Disbursements Pr	625,297,780.48	5,515,360.39
Working Fund	-	-	0.00	Less: * Actual Disburse	582,981,929.68	47,831,211.19
TRA	3,353,027.88	416,688.67	3,769,716.55	(Over)/Under spend	42,315,850.80	-42,315,850.80
CDC	-	0.00	-			0.00
NTA	560,602,641.61	5,098,671.72	565,701,313.33			
Others (CDT, BTR Docs Stamp, etc.)	-	0.00	-			
Add/Less: Adjustments (e.g. cancelled/stated checks)	13,889.01	-	13,889.01			
Less: Notice of Transfer Allocations (NTA)* issued	-	-	-			
Total Disbursements Authorities Available	625,297,780.48	5,515,360.39	630,813,140.87			
Less: Lapsed NCA	-	-	-			
Disbursements *	582,981,929.68	47,831,211.19	630,813,140.87			
Balance of Disbursements Authorities as of to date	42,315,850.80	-42,315,850.80	0.00			

Prepared By:  
  
**GHEYLA F. CAPALUNGAN**  
 Accountant II  
 Date : October 2, 2020

Certified Correct:  
  
**SATURNINO A. MARTINEZ**  
 Accountant II  
 Date : October 2, 2020

Recommending Approval:  
  
**REGINALD RESTICO**  
 OIC, IMSD, Chief  
 Date : October 2, 2020

Approved by:  
  
**ATTY. EVELYN R. RAMOS**  
 Head of Agency  
 Date : October 2, 2020