



*More than Jobs!
It's decent jobs.*

DOLE R02 Performance Assessment As of December 2014

Signal	Accomplishment Rate
	Exceeded Target /Over 100%
	100%
	Below 100%

PAPs/ Indicators	Field Office	2014 Target	Accomplishments		
			Actual	%	Signal
SPES * <i>- No. of youth beneficiaries</i>	RO Total	14,546	15,240	104.77	★
	Cagayan	5,230	5,710	109.18	★
	Isabela	4,195	4,822	114.95	★
	Nueva Vizcaya	1,920	1,520	79.17	☹
	Quirino	2,516	3,117	123.89	★
	Batanes	685	71	10.36	☹
GIP * <i>- No. of youth beneficiaries</i>	RO Total	1,000	1,571	142.30	★
	Cagayan		608		
	Isabela		605		
	Nueva Vizcaya		131		
	Quirino		138		
	Batanes		89		













PAPs/ Indicators	Field Office	2014 Target	Accomplishments		
			Actual	%	Signal
Labor Market Information * <i>- No. of Individuals Reached</i>	RO Total	66,290	86,598	130.64	★
	Cagayan	20,670	35,986	174.10	★
	Isabela	26,374	34,264	129.92	★
	Nueva Vizcaya	10,692	10,991	102.80	★
	Quirino	4,277	5,357	125.25	★
	Batanes	4,277	0		☹
<i>- No. of Institutions Reached</i>	RO Total	313	402	128.43	★
	Cagayan	98	98	100.00	😊
	Isabela	125	199	159.20	★
	Nueva Vizcaya	50	33	66.00	☹
	Quirino	20	37	185.00	★
	Batanes	20	35	175.00	★








PAPs/ Indicators	Field Office	2014 Target	Accomplishments		
			Actual	%/ Placement Rate	Signal
Public Employment Services * <i>- No. of qualified job seekers referred for job placement</i>	RO Total	18,225	24,828	136.23	★
	Cagayan	5,685	8,316	146.28	★
	Isabela	7,250	10,075	138.96	★
	Nueva Vizcaya	2,940	4,416	150.20	★
	Quirino	1,175	2,645	225.11	★
	Batanes	1,175	101	8.60	☹
<i>- No. of referred jobseekers placed (Placement Rate = 80%)</i>	RO Total (80% of referred)	19,862	20,252	101.96	★
	Cagayan	6,653	5,811	87.34	☹
	Isabela	8,060	8,187	101.58	★
	Nueva Vizcaya	3,533	4,284	121.26	★
	Quirino	2,116	1,906	90.07	☹
	Batanes	81	101	124.69	★













PAPs/ Indicators	Field Office	2014 Target	Accomplishments		
			Actual	%	Signal
Job Fairs <i>– Number conducted</i>	RO Total	50	54	108.00	★
	Cagayan	17	18	105.88	★
	Isabela	20	22	110.00	★
	Nueva Vizcaya	8	6	75.00	☹
	Quirino	5	7	140.00	★
	Batanes		1		
<i>– Number of applicants registered</i>	RO Total	9,930	13,360	134.54	★
	Cagayan	3,175	4,402	138.64	★
	Isabela	3,975	7,488	188.38	★
	Nueva Vizcaya	1,590	536	33.71	☹
	Quirino	1,190	829	69.66	☹
	Batanes		105		
<i>– Number of applicants HOTS (15%)</i>	RO Total	2,004	1,544	77.04	☹
	Cagayan	660	397	60.15	☹
	Isabela	1,123	1,013	90.20	☹
	Nueva Vizcaya	80	37	46.25	☹
	Quirino	124	97	78.22	☹
	Batanes	16	0	0.00	☹

PAPs/ Indicators	Field Office	2014 Target	Accomplishments		
			Actual	%	Signal
Phil-JobNet – No of accredited and registered establishments	RO Total	375	383	102.13	★
	Cagayan	115	117	101.74	★
	Isabela	155	177	114.19	★
	Nueva Vizcaya	60	61	101.67	★
	Quirino	25	28	112.00	★
	Batanes				
– No of vacancies posted	RO Total	10,685	13,366	125.09	★
	Cagayan	3,335	4,131	123.87	★
	Isabela	4,255	6,235	146.53	★
	Nueva Vizcaya	1,725	1,633	94.67	☹
	Quirino	920	1,367	148.59	★
	Batanes				











PAPs/ Indicators	Field Office	2014 Target	Accomplishments		
			Actual	%	Signal
Career Guidance Advocacy <i>- No. of advocacy conducted</i>	RO Total	370	437	118.11	★
	Cagayan	75	153	204.00	★
	Isabela	215	225	104.65	★
	Nueva Vizcaya	35	19	54.28	☹
	Quirino	40	40	100.00	😊
	Batanes	5	0	0	
<i>- Number of students/parents covered</i>	RO Total	61,270	73,739	120.35	★
	Cagayan	12,804	16,054	125.38	★
	Isabela	37,380	44,035	117.80	★
	Nueva Vizcaya	6,130	8,202	133.80	★
	Quirino	4,656	5,448	117.00	★
	Batanes	300	0	0	☹
<i>- Number of Schools/Universities covered</i>	RO Total	300	322	107.33	★
	Cagayan	73	86	117.81	★
	Isabela	155	177	114.19	★
	Nueva Vizcaya	35	23	65.71	☹
	Quirino	35	36	102.86	★
	Batanes	2	0	0	☹

PAPs/ Indicators	Field Office	RFAs Handled	Disposed	Disposition Rate	Signal
SENA – Disposition Rate, (90%)	RO Total	285	273	95.79	
	Cagayan	81	74	91.36	
	Isabela	101	98	97.03	
	Nueva Vizcaya	101	99	98.02	
	Quirino	1	1	100.00	
	Batanes/Med-Arb	1	1	100.00	
PAPs/ Indicators	Field Office	RFAs Handled	Settled	Settlement Rate	Signal
SENA – Settlement Rate, (75%)	RO Total	285	204	71.58	
	Cagayan	81	54	66.67	
	Isabela	101	85	84.16	
	Nueva Vizcaya	101	63	62.38	
	Quirino	1	1	100.00	
	Batanes/Med-Arb	1	-	-	

PAPs/ Indicators	Field Office	2014 Target	Accomplishments		
			Actual	%	Signal
TIPC/ITC <i>- No. of TIPC/ITC established/react. (2-New; 2-React)</i>	RO Total	4	3	75.00	
	Cagayan	1	1 (React-Const.)	100.00	
	Isabela	1	1 (New-Const)	100.00	
	Nueva Vizcaya	1	0	0	
	Quirino	1	1 (New-Drugstore)	100.00	
VCGP <i>- No. of VCGPs Facilitated</i>	RO Total	2	2	50.00	
	Cagayan				
	Isabela		1 (New-Const)	100.00	
	Nueva Vizcaya	1	0	0	
	Quirino	1	1 (New-Drugstore)	100.00	

PAPs/ Indicators	Field Office	2014 Target	Accomplishments		
			Actual	%	Signal
DILEEP (Regular DILP) – No. of beneficiaries	RO Total	4,060	3,682	90.69	
	Cagayan	1,296	1,284	99.07	
	Isabela	1,598	1,328	83.10	
	Nueva Vizcaya	648	642	99.07	
	Quirino	259	202	77.99	
	Batanes	259	226	87.25	
– No. of projects funded	RO Total		64		
	Cagayan		18		
	Isabela		25		
	Nueva Vizcaya		10		
	Quirino		4		
	Batanes		7		
– Amount of assistance	RO Total	24,360,000	26,978,005	110.74	
	Cagayan	7,771,000	8,846,331	113.84	
	Isabela	9,591,000	9,271,730	96.67	
	Nueva Vizcaya	3,888,000	4,739,414	121.90	
	Quirino	1,555,000	1,417,500	91.15	
	Batanes	1,555,000	2,703,030	173.83	

PAPs/ Indicators	Field Office	2014 Target	Accomplishments			
			Actual	Amount	%	Signal
TUPAD Regular – No. of beneficiaries	<i>RO Total</i>		78	561,156.00		
	Cagayan		78	561,156.00		
	Isabela					
	Nueva Vizcaya					
	Quirino					
	Batanes					
TUPAD Special Fund – No. of beneficiaries	<i>RO Total</i>					
	Cagayan		10	43,520		
	Isabela		2,370	10,909,770		
	Nueva Vizcaya					
	Quirino					
	Batanes					







PAPs/ Indicators	Field Office	2014 Target	Accomplishments		
			Actual	%	Signal
GPB – No. of livelihood projects	RO Total	30	29	96.67	
	Cagayan	12	12	100.00	
	Isabela	8	7	87.50	
	Nueva Vizcaya	2	2	100.00	
	Quirino	8	8	100.00	
	Batanes				
– Amount of livelihood assistance	RO Total	13,943,000	13,071,774	93.75	
	Cagayan	4,369,000	3,979,000	91.07	
	Isabela	5,635,000	5,153,774	91.46	
	Nueva Vizcaya	1,600,000	1,600,000	100.00	
	Quirino	2,339,000	2,339,000	100.00	
	Batanes				

PAPs/ Indicators	Field Office	2014 Target	Accomplishments		
			Actual	%	Signal
LHP – No. of seminars conducted	RO Total	30	34	113.33	★
	Cagayan	8	8	100.00	😊
	Isabela	12	15	125.00	★
	Nueva Vizcaya	6	7	166.67	★
	Quirino	4	4	100.00	😊
– No. companies covered	RO Total	41	100	243.90	★
	Cagayan	8	8	100.00	😊
	Isabela	22	70	318.18	★
	Nueva Vizcaya	7	18	257.14	★
	Quirino	4	4	100.00	😊
– No. of participants	RO Total	900	1,423	158.11	★
	Cagayan	240	311	129.58	★
	Isabela	360	708	196.66	★
	Nueva Vizcaya	180	253	140.56	★
	Quirino	120	151	125.83	★

PAPs/ Indicators	Field Office	2014 Target	Accomplishments		
			Actual	%	Signal
CLES <i>- No. of seminars conducted</i>	RO Total	88	125	142.04	★
	Cagayan	27	38	140.74	★
	Isabela	32	46	143.75	★
	Nueva Vizcaya	15	17	113.33	★
	Quirino	12	24	200.00	★
	Batanes	2	0	0	
<i>- No. of companies covered</i>	RO Total	640	733	114.53	★
	Cagayan	250	251	100.40	😊
	Isabela	270	424	157.04	★
	Nueva Vizcaya	90	34	37.78	😞
	Quirino	20	24	120.00	★
	Batanes		0		
<i>- No. of participants</i>	RO Total	2,985	3,943	132.09	★
	Cagayan	470	765	162.76	★
	Isabela	1,930	2,331	120.78	★
	Nueva Vizcaya	335	600	179.10	★
	Quirino	230	247	107.39	★
	Batanes		0		

PAPs/ Indicators	Field Office	2014 Target	Accomplishments		
			Actual	%	Signal
LEGS - No. of seminars conducted	RO Total	70	90	128.57	★
	Cagayan	20	35	175.00	★
	Isabela	30	37	123.33	★
	Nueva Vizcaya	15	15	100.00	😊
	Quirino	3	3	100.00	😊
	Batanes	2	0		
- No. schools/institutions covered	RO Total	70	86	122.86	★
	Cagayan	20	31	155.00	★
	Isabela	30	37	123.33	★
	Nueva Vizcaya	15	15	100.00	😊
	Quirino	3	3	100.00	😊
	Batanes	2	0		
- No. of participants	RO Total	17,500	31,428	179.59	★
	Cagayan	6,400	12,914	201.78	★
	Isabela	8,500	14,014	164.87	★
	Nueva Vizcaya	1,500	2,993	199.53	★
	Quirino	900	1507	167.44	★
	Batanes	200	0		

PAPs/ Indicators	Field Office	2014 Target	Accomplishments		
			Actual	%	Signal
FWP - No. of FP related activities conducted	RO Total	11	12	109.09	★
	Cagayan	5	5	100.00	😊
	Isabela	3	5	166.67	★
	Nueva Vizcaya	2	1	50.00	😞
	Quirino	1	1	100.00	😊
- Establishments covered	RO Total	11	12	109.09	★
	Cagayan	5	5	100.00	😊
	Isabela	3	5	166.67	★
	Nueva Vizcaya	2	1	50.00	😞
	Quirino	1	1	100.00	😊
-Workers benefited	RO Total	2,000	3,186	159.30	★
	Cagayan	800	1,207	150.87	★
	Isabela	1,000	1,621	162.10	★
	Nueva Vizcaya	100	230	230.00	★
	Quirino	100	128	128.00	★

PAPs/ Indicators	Field Office	2014 Target	Accomplishments		
			Actual	%	Signal
Social Protection Program <i>- IS workers facilitated enrolment to social protection schemes</i>	RO Total	4,060	3,706	91.28	
	Cagayan	1,296	1,096	84.57	
	Isabela	1,598	1,513	94.68	
	Nueva Vizcaya	648	815	125.77	
	Quirino	259	282	108.88	
	Batanes	259	0	0	

PAPs/ Indicators	Field Office	2014 Target	Accomplishments		
			Actual	%	Signal
SRS Implementation	RO Total	30	30	100.00	😊
	Cagayan	10	10	100.00	😊
	Isabela	9	9	100.00	😊
	Nueva Vizcaya	5	5	100.00	😊
	Quirino	-	-	-	
	Batanes	6	6	100.00	😊

PAPs/		2014 Target	Accomplishments		
			Actual	%	Signal
PESO Training	No. of training	2	3	150.00	★
Advocacy on PESO Inst.	No. of LGUs	30	86	286.67	★
NGCCA Cap. Bldg.	No. of training	2	4	200.00	★
	No. of Pax	100	240	240.00	★
PESO Institutionalization	No. of PESO Inst.	5 (1/ Province)	1	20.00	☹
WODP	No. of Training	1	1	100.00	😊
	Unions benefited	20	17	85.00	☹
	Officers/Members	40	34	85.00	☹
	Scholarship	4	4	100.00	😊
YES Project	No. of projects	2	3	150.00	★
CLP-10 New Frontier Bgys. To Continuing		10	10	100.00	😊